

Report mail by Share Point

- YOURSTUFF
- Home
- Incoming
- Favorites
- Shared with you
- Private shares
- Public shares
- Trash
- FILTER BY TAGS
- All tags

Name	Updated	Size
<input type="checkbox"/> EC six monthly compliance ^{oct} sep 2020 to mar 2021.pdf	24 minutes ago	19.5 MB

Showing 1 to 1 of 1 entries

Previous | Next

Collaboration History

Private Shares (0)
A list of users and groups who have been granted access to this resource.

No private shares.

Public Shares (6)
Users of these email addresses can access this resource using a publicly accessible URL that was sent to them.

Shared With	Comment	Permissions	Download	Expires On
karishma.marwadi@ipca.com	read: ✓ write: ✓ delete: ✓	✓	never	
mohan.mahajan@ipca.com	read: ✓ write: ✓ delete: ✓	✓	never	
nanasaheb.gaikwad@ipca.com	read: ✓ write: ✓ delete: ✓	✓	never	
hiren.shah@ipca.com	read: ✓ write: ✓ delete: ✓	✓	never	
sraourangabad1@mpcb.gov.in	read: ✓ write: ✓ delete: ✓	✓	never	
ecompliance-mh@gov.in	read: ✓ write: ✓ delete: ✓	✓	never	

Blocked (0)
The following users and groups have been explicitly blocked from accessing this resource.

No user / group has been blocked from accessing this resource.

Links returned

Tags

Add a tag

Permissions

This resource is not shared with any other user or group.

Apr 30, 2021

To,
The Ministry of Environment, Forest and
Climate change, Regional Office (WCZ)
Ground Floor, West Wing, New Secretariat
Building Civil Lines,
Nagpur-440001

Subject:- Submission of Environment Clearance Compliance Report.

Dear Sir,

Please find enclosed here with the Submission of Environment Clearance
Compliance Report for the period of ^{Oct} Sep-2020 to March-2021.
This is for your kind information & necessary records.

We hope that you will be find the same in order.

Thanking You,
For Ipca Laboratories Ltd., Aurangabad.



(Mr. Hiren Shah)
Vice President - Operations

Enc:- As Above.

**INDEX OF
EC CONDITION COMPLIANCE**

Environment Condition Sr.No.	Environment Condition	Annexure No.Attached	Remark
5	Regular monitoring of air quality, including SPM & SO ₂ level both in work zone and ambient air shall be carried out in and around the power plant and record shall be maintained. The location of monitoring stations and frequency of monitoring shall be decided in consultation with Maharashtra Pollution Control Board (MPCB) & submit report accordingly to MPCB	Refer Annexure No.1	Environmental Monitoring Reports enclosed <ul style="list-style-type: none"> ● Ambient Air ● Stack ● Ambient Noise ● Effluent
7	Proper Housekeeping program shall be implemented.	Refer Annexure No.2	House keeping in Factory Premises SOP enclosed
10	A detailed scheme of rain water harvesting shall be prepared and implemented to recharge ground water.	Refer Annexure No.3	Photographs of Rain Water Harvesting enclosed
14	The overall noise level in and around the plant are shall be kept well within the standards by providing noise control measures including acoustic hoods,silencers,enclosure,etc.on all source of noise generation the ambient noise levels shall confirm to standards prescribe under environment(protection) act,1986 Rules,1989.	Refer Annexure No.4	III rd DG Noise Level Monitoring Report enclosed
15	Green belt shall be developed & maintain around the plant periphery.green belt development shall be carried out considering CPCB guideline.including selection of plant species and in consultation with the local DFO / Agriculture Dept	Refer Annexure No.5	Photographs of Green Belt Development enclosed

16	Adequate safety measure shall be provided to limit the risk zone within the plant boundary , in case of an accident. Leak detection device shall also be installed at strategic places for early detection and warning.	Refer Annexure No.6	Oxygen &Hydrogen Gas Detector Calibration Certificate enclosed
17	Occupation health surveillance of the workers shall be done on regular basis and record maintain as per factories act.	Refer Annexure No.7	SOP Copy of Medical Examination enclosed
21	Regular mock drills for the on-site emergency management plant shall be carried out. Implementation of charges/ improvements required,if any,in the on-site management plant shall be ensured.	Refer Annexure No.8	Six Monthly Mock Drill Report copy enclosed
26	The project management shall advertise at least in two newspapers widely circulated in region around the project,one of which shall be in Marathi language of the local concerned within the seven days of issue of this letter,the informing that project has been accorded environmental clearance letter are available with the Maharashtra Pollution Control Board and may also be seen at website http://ec.maharashtra.gov.in	Refer Annexure No.9	Public Notice in News Paper enclosed
28	A copy of the clearance letter shall be sent by proponent to the concerned municipal corporation and the local NGO,if any from whom suggestions/representations, if any were received while processing the proposal. The clearance letter shall also be put on the website of company by the proponent.	Refer Annexure No.10	EC Copy enclosed

31	The environmental statement for each financial year ending 31 st march in form-V as is mandated to submitted by the project proponent to the concerned State Pollution Control Board as prescribed under the environment (Protection) Rules,1986,as amended subsequently, shall also be put on the website of the company along with the status of compliance of EC conditions and shall also be sent to the respective regional Offices of MoEF by e-mail.	Refer Annexure No.11	Environmental Statement Audit Report (Form V: 2019-2020) enclosed
	Others Annexure	Refer Annexure No.12	Hazardous Waste Annual Return Form No. IV
		Refer Annexure No.13	Valid Consent Copy
		Refer Annexure No.14	Photographs of CSR Activity
		Refer Annexure No.15	ETP/RO/MEE Photographs

Environmental Clearance Compliance Report- 2021

Sr. No.	EC Compliance	Status as on Oct- 2020 to March - 2021																																																																			
1.	PP to provide separate electric meter to ETP with AMR facility.	Separate electrical AMR Facility meter are provided.																																																																			
2.	PP shall be responsible for end disposal of hazardous waste to authorized dealer.	Hazardous Waste Authorization taken. Membership No.:MEPL/CAI/001 for the period of 2nd March 2022 and Co-processing agreement of Cement Plant UTCL/IPCA/012017/066.																																																																			
3.	No additional land shall be used/acquired for any activity of the project without obtaining proper permission.	Agreed & being followed.																																																																			
4.	For controlling fugitive natural dust, regular sprinkling of water & wind shield at appropriate distance in vulnerable areas of the plant shall be ensured.	Agreed & being followed. In order to control fugitive emission materials / chemicals are handled in close system. suitable dust extractor and collection systems available. All the roads in the premises are Cemented and asphalted road.																																																																			
5.	Regular monitoring of air quality, including SPM & SO ₂ level both in work zone and ambient air shall be carried out in and around the power plant and record shall be maintained. The location of monitoring stations and frequency of monitoring shall be decided in consultation with Maharashtra Pollution Control Board (MPCB) & submit report accordingly to MPCB	<p>We do not have any power plant how ever ambient air monitoring is done on regular basis with the help of IIIrd party. Result of the same are always meeting MPCB norms . Monthly results are as under As per Annexure No.1 Ambient Air Quality Analysis Results</p> <table border="1" style="width: 100%; border-collapse: collapse;"> <thead> <tr> <th rowspan="2" style="text-align: center;">Month</th> <th rowspan="2" style="text-align: center;">Parameters</th> <th rowspan="2" style="text-align: center;">NAAQ Standard</th> <th colspan="3" style="text-align: center;">Locations</th> </tr> <tr> <th style="text-align: center;">(Near plant I & II)</th> <th style="text-align: center;">(Near Health Center)</th> <th style="text-align: center;">(Plant 6 Corner)</th> </tr> </thead> <tbody> <tr> <td rowspan="4" style="text-align: center;">Apr 2020</td> <td style="text-align: center;">SO₂</td> <td style="text-align: center;">80</td> <td style="text-align: center;">22.9</td> <td style="text-align: center;">22.1</td> <td style="text-align: center;">21.7</td> </tr> <tr> <td style="text-align: center;">NO₂</td> <td style="text-align: center;">80</td> <td style="text-align: center;">32.8</td> <td style="text-align: center;">32</td> <td style="text-align: center;">31.5</td> </tr> <tr> <td style="text-align: center;">PM_{2.5}</td> <td style="text-align: center;">60</td> <td style="text-align: center;">29.1</td> <td style="text-align: center;">28.4</td> <td style="text-align: center;">27.9</td> </tr> <tr> <td style="text-align: center;">PM₁₀</td> <td style="text-align: center;">100</td> <td style="text-align: center;">57.4</td> <td style="text-align: center;">56.8</td> <td style="text-align: center;">56.1</td> </tr> <tr> <td rowspan="4" style="text-align: center;">May 2020</td> <td style="text-align: center;">SO₂</td> <td style="text-align: center;">80</td> <td style="text-align: center;">22.3</td> <td style="text-align: center;">22</td> <td style="text-align: center;">21.6</td> </tr> <tr> <td style="text-align: center;">NO₂</td> <td style="text-align: center;">80</td> <td style="text-align: center;">32.5</td> <td style="text-align: center;">31.9</td> <td style="text-align: center;">31.3</td> </tr> <tr> <td style="text-align: center;">PM_{2.5}</td> <td style="text-align: center;">60</td> <td style="text-align: center;">59.1</td> <td style="text-align: center;">29.8</td> <td style="text-align: center;">29.5</td> </tr> <tr> <td style="text-align: center;">PM₁₀</td> <td style="text-align: center;">100</td> <td style="text-align: center;">30.2</td> <td style="text-align: center;">58.7</td> <td style="text-align: center;">58.1</td> </tr> <tr> <td rowspan="3" style="text-align: center;">June 2020</td> <td style="text-align: center;">SO₂</td> <td style="text-align: center;">80</td> <td style="text-align: center;">22.3</td> <td style="text-align: center;">22</td> <td style="text-align: center;">21.6</td> </tr> <tr> <td style="text-align: center;">NO₂</td> <td style="text-align: center;">80</td> <td style="text-align: center;">32.5</td> <td style="text-align: center;">31.9</td> <td style="text-align: center;">31.3</td> </tr> <tr> <td style="text-align: center;">PM_{2.5}</td> <td style="text-align: center;">60</td> <td style="text-align: center;">30.2</td> <td style="text-align: center;">29.8</td> <td style="text-align: center;">29.5</td> </tr> </tbody> </table>	Month	Parameters	NAAQ Standard	Locations			(Near plant I & II)	(Near Health Center)	(Plant 6 Corner)	Apr 2020	SO ₂	80	22.9	22.1	21.7	NO ₂	80	32.8	32	31.5	PM _{2.5}	60	29.1	28.4	27.9	PM ₁₀	100	57.4	56.8	56.1	May 2020	SO ₂	80	22.3	22	21.6	NO ₂	80	32.5	31.9	31.3	PM _{2.5}	60	59.1	29.8	29.5	PM ₁₀	100	30.2	58.7	58.1	June 2020	SO ₂	80	22.3	22	21.6	NO ₂	80	32.5	31.9	31.3	PM _{2.5}	60	30.2	29.8	29.5
Month	Parameters	NAAQ Standard				Locations																																																															
			(Near plant I & II)	(Near Health Center)	(Plant 6 Corner)																																																																
Apr 2020	SO ₂	80	22.9	22.1	21.7																																																																
	NO ₂	80	32.8	32	31.5																																																																
	PM _{2.5}	60	29.1	28.4	27.9																																																																
	PM ₁₀	100	57.4	56.8	56.1																																																																
May 2020	SO ₂	80	22.3	22	21.6																																																																
	NO ₂	80	32.5	31.9	31.3																																																																
	PM _{2.5}	60	59.1	29.8	29.5																																																																
	PM ₁₀	100	30.2	58.7	58.1																																																																
June 2020	SO ₂	80	22.3	22	21.6																																																																
	NO ₂	80	32.5	31.9	31.3																																																																
	PM _{2.5}	60	30.2	29.8	29.5																																																																

	PM ₁₀	100	59	58.7	58.1
July 2020	SO ₂	80	21.8	21.3	20.8
	NO ₂	80	31.2	30.6	29.3
	PM _{2.5}	60	28.1	27.5	26.9
	PM ₁₀	100	54.7	53.4	52.4
Aug 2020	SO ₂	80	21	20.4	19.8
	NO ₂	80	30.5	29.1	28.3
	PM _{2.5}	60	27.4	26.6	26.2
	PM ₁₀	100	53.8	52.7	51.9
Sep 2020	SO ₂	80	20.6	20.2	19.6
	NO ₂	80	29.8	29.1	28.4
	PM _{2.5}	60	26.4	25.9	24.6
	PM ₁₀	100	53.2	52.7	52.0
Oct 2020	SO ₂	80	2.3	19.6	15.2
	NO ₂	80	29.5	29.1	28.6
	PM _{2.5}	60	25.4	24.9	24.3
	PM ₁₀	100	52.9	52.3	51.7
Nov 2020	SO ₂	80	19.8	19.5	19.1
	NO ₂	80	28.5	27.9	27.4
	PM _{2.5}	60	25.3	24.5	23.8
	PM ₁₀	100	51.2	50.3	48.6
Dec 2020	SO ₂	80	20.3	19.2	18.6
	NO ₂	80	30.8	29.7	28.4
	PM _{2.5}	60	26.4	25.6	24.9
	PM ₁₀	100	52.5	51.3	50.1
Jan 2021	SO ₂	80	20.6	20.0	19.6
	NO ₂	80	31.7	30.9	30.1
	PM _{2.5}	60	27.6	26.5	25.8
	PM ₁₀	100	53.4	52.7	51.8
Feb 2021	SO ₂	80	20.2	19.6	19.0
	NO ₂	80	31.0	28.5	27.9
	PM _{2.5}	60	26.9	26.0	25.3
	PM ₁₀	100	52.8	51.4	50.4
Mar 2021	SO ₂	80	20.6	20.4	20
	NO ₂	80	31.8	31.2	30.8
	PM _{2.5}	60	26.1	25.4	24.6
	PM ₁₀	100	53.4	52.9	52.1

Source Emission Analysis Reports

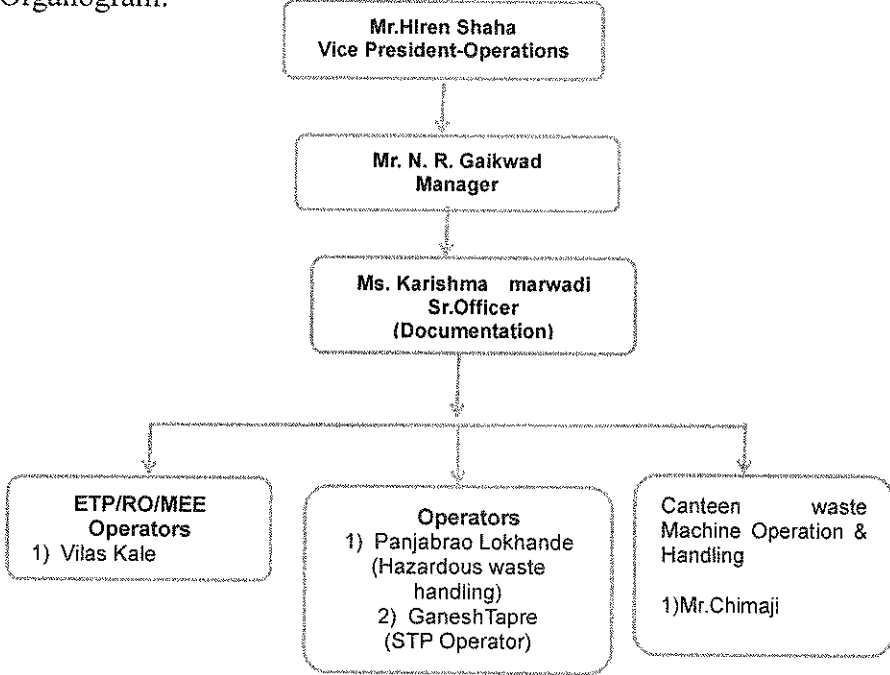
Month	Parameter	NAAQ Standard in mg/NM ³	Boiler Stack		D.G. Stack	
			Stack (MR-13422) in mg/NM ³	Stack (MR-12669) in mg/NM ³	D.G Stack 1000 KVA	D.G. Stack 1010 KVA
Apr 2020	SO ₂	50	Not in Operation during this period	43.9	Not in Operation during this period	Not in Operation during this period
	NO _x	50	Not in Operation during this period	21.4	Not in Operation during this period	Not in Operation during this period
	PM	150		54.2		
	Acid mist	35		BDL		
May 2020	SO ₂	50	46.2	Not in Operation during this period	Not in Operation during this period	41.8
	NO _x	50	23.7			20.2
	PM	150	62.4			25.4
	Acid mist	35	BDL	BDL		
Jun 2020	SO ₂	50	42.8	Not in Operation during this period	Not in Operation during this period	Not in Operation during this period
	NO _x	50	20.0			
	PM	150	52.3			
	Acid mist	35	BDL			
Jul 2020	SO ₂	Not in Operation during this period	41.0	Not in Operation during this period	Not in Operation during this period	Not in Operation during this period
	NO _x		19.5			
	PM		49.3			
	Acid mist		BDL			

					period		period
Aug 2020	SO ₂	50	40.9	Not in Operation during this period	41.8	Not in Operation during this period	
	NO _x	50	20.2				
	PM	150	45.7				
	Acid mist	35	BDL				
Sep 2020	SO ₂	50	40.1	Not in Operation during this period	Not in Operat ion during this period	Not in Operat ion durin g this period	
	NO _x	50	19.5				
	PM	150	45.2				
	Acid mist	35	BDL				
Oct 2020	SO ₂	50	36.2	Not in Operation durin g this period	Not in Operat ion durin g this period	Not in Operat ion durin g this period	
	NO _x	50	16.5				
	PM	150	39.2				
	Acid mist	35	BDL				
Nov 2020	SO ₂	50	35.4	Not in Operation durin g this period	Not in Operat ion durin g this period	Not in Operat ion durin g this period	
	NO _x	50	16.5				
	PM	150	38.2				
	Acid mist	35	BDL				
Dec 2020	SO ₂	50	39.5	Not in Operation durin g this period	Not in Operat ion durin g this period	Not in Operat ion durin g this period	
	NO _x	50	20.3				
	PM	150	51.7				
	Acid mist	35	BDL				
Jan 2021	SO ₂	50	43.7	Not in Oper	Not in Operat ion	Not in Oper	
	NO _x	50	21.4				
	PM	150	64.6				

		Acid mist	35	BDL	ation during this period	during this period	ation during this period
Feb 2021	SO ₂	50	46.2	Not in Operation during this period	Not in Operation during this period	Not in Operation during this period	
	NO _x	50	25.7				
	PM	150	67.9				
	Acid mist	35	BDL				
				Boiler Stack Emission (MR-18125)			
Mar 2021	SO ₂	50	44.3				
	NO _x	50	26.2				
	PM	150	17.9				
	Acid mist	35	BDL				
6.	Necessary arrangement shall be made to adequate safety and ventilation arrangement in furnace area.	Adequate safety and ventilation arrangement are available in Boiler area .					
7.	Proper Housekeeping program shall be implemented.	We are maintaining the good house keeping in factory premises. As per attached SOP.No.GMP/ABD/HRD/19 As per Annexure -2					
8.	In the event of failure of any pollution control system adopted by the unit, the unit shall be immediately put out of operation and shall not be restarted until the desired efficiency has been achieved.	Agreed & being followed. Additionally we have adequate standby arrangements and storage facility.					
9.	A stack of adequate height based on DG set capacity shall be provided for control and dispersion of pollutant from DG set(If applicable)	Adequate stack height is provided 30Mtr					

10.	A detailed scheme of rain water harvesting shall be prepared and implemented to recharge ground water.	Already provided & collected water is use for cleaning & cooling water As per Annexure-3
11.	Arrangement shall be made that effluent and storm water does not get mixed	We have properly and segregated drainage and storm water channels which is taken care for avoiding the mixing of process and drain water.
12.	Periodic monitoring of ground water shall be under taken and result analyze to certain any change in the quality of water.result shall be regularly submitted to the Maharashtra Pollution Control Board.	Agreed & being followed. We don't have any bore in factory premises however a bore well about 100 mater from the factory is identified.
13.	Log of noise level shall be maintained as per standard, for people working in high noise area,requisite personal protective equipment like earplugs,etc.shall be provided.	Agreed & being followed.report are attached as per annexure No. . & earplugs / muffs are also used during the operations in high noise area's .
14.	The overall noise level in and around the plant are shall be kept well within the standards by providing noise control measures including acoustic hoods,silencers,enclosure,etc. on all source of noise generation the ambient noise levels shall confirm to standards prescribe under environment(protection) act,1986 Rules,1989.	Agreed & being followed. Reports are attached As per Annexure-4
15.	Green belt shall be developed & maintain around the plant periphery.green belt development shall be carried out considering CPCB guideline.including selection of plant species and in consultation with the local DFO / Agriculture Dept.	Agreed & being followed. One additional land are developed in MIDC area Green belt photograph is attached. As per Annexure-5

16.	Adequate safety measure shall be provided to limit the risk zone within the plant boundary , in case of an accident. Leak detection device shall also be installed at strategic places for early detection and warning.	Agreed & being followed. Leak detection device sensor of Oxygen gas detector are installed in PP area & Hydrogen gas detector installed in QC Department As per Annexure-6
17.	Occupation health surveillance of the workers shall be done on regular basis and record maintain as per factories act.	Complying Periodic medicals are done on six monthly basis as per SOP. As per Annexure-7
18.	The company shall make the arrangement for protection of possible fire hazards during manufacturing process in material handling.	Following safety measures are provided . 1. Chemicals are handled in closed systems . 2. Storage tanks are kept under dyke . 3. They are provided with breather valves ,flame arrest-or ,. 4. Work permit systems is followed . 5. Flame proof electrical fittings are provided in flammable areas. 6. Earthing bonding arrangement are made . 7. Smoke detection and sprinkler systems are provided . 8. Fire hydrant systems and fire extinguisher are available
19.	The project authorities must strictly comply with the rules and regulation with regard to handling and disposal of hazardous waste in accordance with the hazardous waste (Management and handling) Rules, (amended). Authorization from the MPCB shall be obtained for collections/treatment/storage/ disposal of hazardous wastes.	We took Hz authorization number consent: Format No.1.0/CAC/UAN No.0000087695/CO-2005000687 MPCB and disposal our hazardous waste to MEPL, Ranajangaon, pune-412220
20.	The company shall undertake following waste minimization measures: =>Metering of quantities of active ingredients to minimize waste. =>Reuse of by-products from the process as raw materials or as raw materials substitutes in other process. =>Maximizing	Our industry is a batch process industry & its qty of Raw Material is fix & issued by store. Liquid chemicals are dispensed through pipeline by metering devices. All the solvents are recovered and re-used or recycled. Automated material transfer system are also provided as per requirement

	Recoveries. =>Use of automated material transfer system to minimize spillage.	
21.	Regular mock drills for the on-site emergency management plant shall be carried out. Implementation of charges/ improvements required,if any,in the on-site management plant shall be ensured.	Agreed & being followed. Report attached for reference. As per Annexure No.8
22.	A separate environment management cell with qualified staff shall be set up for implementation of the stipulated environmental safeguards.	Environmental management cell are available as per attached Organogram:  <pre> graph TD A["Mr. Hiren Shaha Vice President-Operations"] --> B["Mr. N. R. Gaikwad Manager"] B --> C["Ms. Karishma Marwadi Sr. Officer (Documentation)"] C --> D["ETP/RO/MEE Operators 1) Vilas Kale"] C --> E["Operators 1) Panjabrao Lokhande (Hazardous waste handling) 2) Ganesh Tapre (STP Operator)"] C --> F["Canteen waste Machine Operation & Handling 1) Mr. Chimaji"] </pre>
23.	Transportation of Ash will be through closed containers and all measures should be taken to prevent spilling of ash.	Agreed & being followed. Complied
24.	Separate silos will be provided for collecting and storing bottom ash and fly ash	Not applicable Qty of fly ash is less & ash is being handled in closed containers. Our Boiler capacity is 6 MT per hour only

25.	Separate funds shall be allocated for implementation of environmental protection measures/EMP along with item wise breaks-up. These cost shall be included as part of the project cost.the funds earmarked for environmental protection measures shall not be diverted for other purposes and year wise expenditure should reported to MPCB & this department.	A separate capital and revenue budget is available and utilized annually
26.	The project management shall advertise at least in two newspapers widely circulated in region around the project,one of which shall be in Marathi language of the local concerned within the seven days of issue of this letter,the informing that project has been accorded environmental clearance letter are available with the Maharashtra Pollution Control Board and may also be seen at website http://ec.maharashtra.gov.in	Complied As per newspaper cutting copy enclosed As per Annexure No. 9
27.	Project management should submit half yearly compliance report in respect of the stipulated prior environment clearance terms and condition in hard & soft copies to the MPCB & this department,on 1 st June & 1 st December of each calender year.	Noted & Complied regularly
28.	A copy of the clearance letter shall be sent by proponent to the concerned municipal corporation and the local NGO,if any from whom	Agreed & being followed As per Annexure No. 10

	suggestions/representations, if any were received while processing the proposal. The clearance letter shall also be put on the website of company by the proponent.	
29.	The proponent shall upload the status of compliance of the stipulated EC conditions, including results of monitoring data on their website and shall update the same periodically. If shall simultaneously be sent to the regional office of MoEF, the respective zonal office of CPCB and the SPCB. The criteria pollutant level namely; SPM, RSPM, SO ₂ , NO _x (ambient level as well as stack emission) or critical sector parameters, indicated for the project shall be monitored and displayed at convenient location near the main gate of company in public domain	Complied
30.	The project proponent shall also submit six monthly reports on the status of compliance of the stipulated EC conditions including result of monitored data (both in hard copy as well as e-mail) to the respective regional office of MoEF, the respective zonal office of CPCB & SPCB.	Complied as per point No 27 and send to MPCB
31.	The environmental statement for each financial year ending 31 st March in form-V as is mandated to be submitted by the project proponent to the concerned State Pollution Control Board as prescribed under the Environment (Protection) Rules, 1986, as	Complied. As per Annexure No. 11

	amended subsequently, shall also be put on the website of the company along with the status of compliance of EC conditions and shall also be sent to the respective regional Offices of MoEF by e-mail.	
32.	the environmental clearance is being issued without prejudice to the action initiated under EP act or any court case pending in the court of law and it does not mean that project proponent has not violated any environmental laws in the past and whatever decision under EP act or of the Hon'ble court will be binding on the project proponent.Hence this clearance does not give immunity to the project proponent in the case filed against him,if any or action initiated under EP Act	Noted
33.	The Environmental department reserves the right to revoke the clearance if conditions stipulated are not implemented to the satisfaction of the department or for that matter,for any other administrative reason.	Noted

**ANNEXURE -1
AMBIENT AIR,
STACK, AMBIENT NOISE &
EFFLUENT ANALYSIS
REPORTS**



GREEN ENVIOSAFE

Engineers & Consultant Pvt Ltd.

Survey No-1405/06, Mayal Road, Shop No-16, 2nd Floor, Sanadivadi, Tal-Bhitar, Pune-411220

Mob- + 9545064620 | E-mail: gesecc12@gmail.com | www.greenenviosafe.co.in

CIN No : U74000PN2013PTC149606

Recognised by Ministry of Environment, Forest & Climate Change (MoEF) Govt. of India and ISO/IEC 17025:2005 (NABL), ISO 9001:2015 and OHSAS 18001:2007 Certified Company

TEST CERTIFICATE

Report No: GESEC/PRO/2020-21/03/211	Date of Report	23/03/2021
Client Name and Address: M/S. IPCA Laboratories Ltd H-4, MIDC, WALUJ, AURANGABAD 431136	Date of Sampling	16/03/2021 To 17/03/2021
	Start Date of Analysis	18/03/2021
	End Date of Analysis	22/03/2021
	Sample Details	Ambient Air
	Sample Location	Near plant I & II
	Time of Sampling	14:00 HRS TO 14:00HRS
Sample Collected By	Envirotech Research PVT. LTD.	

Ambient Air Analysis Report

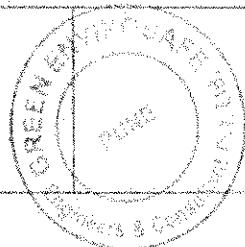
Sr. No.	Parameter	Result	Unit(s)	NAAQ Standards	Standard Method
1.	Ambient Temperature	27	°C		
2.	Dry Bulb Temperature	27	°C		
3.	Wet Bulb Temperature	22	°C		
4.	Relative Humidity	47	% RH		
5.	Sampling Duration	1440	Min		
6.	Sulphur Dioxide(SO ₂)	20.6	µg/M ³	≤ 80	(Modified West & Gaeke Method)
7.	Oxides of Nitrogen(NO ₂)	31.8	µg/M ³	≤ 80	(Jacob & Hocheiser's Method)
8.	Particulate Matter PM ₁₀	53.4	µg/M ³	≤ 100	NAAQS-V (I) Gravimetric Method)
9.	Particulate Matter PM _{2.5}	26.1	µg/M ³	≤ 60	(CPCB Gravimetric Method)
10.	Carbon Monoxide (CO)	0.59	mg/M ³	≤ 04	(Gas Chromatography Method)
11.	Ozone(O ₃)	6.2	µg/M ³	≤ 180	(NAAQS-V (I) Chemical Method)
12.	Lead (Pb)	BDL	µg/M ³	≤ 1.0	(NAAQS-V (I) AAS Method)
13.	Ammonia(NH ₃)	4.6	µg/M ³	≤ 400	(Nesslerization Method)
14.	Benzene(C ₆ H ₆)	BDL	µg/M ³	≤ 05	(NAAQS-VIII) G.C)
15.	Benzo(a)Pyrene(BaP)	BDL	ng/M ³	≤ 01	(IS 5132 (Part 12):2004
16.	Arsenic(As)	BDL	ng/M ³	≤ 06	AAS Method
17.	Nickel(Ni)	BDL	ng/M ³	≤ 20	AAS Method

Remark-

- All above results are within National Ambient Air Quality standards.
- BDL – Below Detectable Limit.

ANALYZED BY-

Atalhe



AUTHORIZED SIGNATORY

V. J. Jando

Terms and conditions

- The report is refer only to the sample tested and not applies to the bulk.
- The results shown in the test report may differ based on various factors including temperature, humidity, pressure, retention time etc.
- The test report cannot be reproduced wholly or in part and cannot be used for promotional or publicity purpose without the written consent of laboratory, GESEC.
- Samples will be retained for a period of seven (7) days after completion of analysis. Longer retention periods can be arranged, on request of the customer.
- We strictly maintain the confidentiality of all our result of sample(s) collected by us/supplied by customer and not reveal to third party unless required by the statutory or legal requirement.
- MoEF approved Lab by Govt. of India, From date 09/02/2017 to 08/02/2022.



GREEN ENVIROSAFE

Engineers & Consultant Pvt Ltd, DIN No. UJ74900PN2013PTC149666

Survey No-1106/06, Mayur Residency, Shop No-18, 2nd Floor, Sanaowadi, Tar-Chinur, Pune-41220

Mob + 91-98084920 | E-mail:gesec12@gmail.com | www.greenenvirosafe.co.in

Recognized by Ministry of Environment, Forest & Climate Change (MoEF) Govt. of India and ISO/IEC 17025:2005 (NABL), ISO 9001:2015 and OHSAS 18001:2007 Certified Company

TEST CERTIFICATE

Table with 3 columns: Report No: GESEC/PRO/2020-21/03/212, Date of Report 25/03/2021, Client Name and Address: M/S. IPCA Laboratories Ltd, Date of Sampling 16/03/2021 To 17/03/2021, Start Date of Analysis 18/03/2021, End Date of Analysis 23/03/2021, Sample Details Ambient Air, Sample Location Near Health Center, Time of Sampling 14:10 HRS TO 14:10 HRS, Sample Collected By Envirotech Research PVT. LTD.

Ambient Air Analysis Report

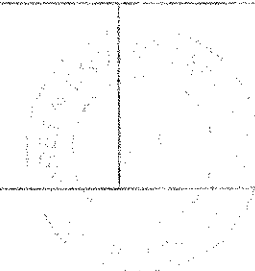
Table with 6 columns: Sr. No., Parameter, Result, Unit(s), NAAQ Standards, Standard Method. Rows include Ambient Temperature, Dry Bulb Temperature, Wet Bulb Temperature, Relative Humidity, Sampling Duration, Sulphur Dioxide(SO2), Oxides of Nitrogen(NO2), Particulate Matter PM10, Particulate Matter PM2.5, Carbon Monoxide (CO), Ozone(O3), Lead (Pb), Ammonia(NH3), Benzene(C6H6), Benzo(a)Pyrene(BaP), Arsenic(As), Nickel(Ni).

Remark-

- All above results are within National Ambient Air Quality standards.
BDL - Below Detectable Limit.

ANALYZED BY-

Handwritten signature of analyst



AUTHORIZED SIGNATORY

Handwritten signature of authorized signatory

Terms and conditions

- The report is refer only to the sample tested and not applies to the bulk.
The results shown in this test report may differ based on various factors including temperature, humidity, pressure, retention time etc.
The test report cannot be reproduced wholly or in part and cannot be used for promotional or publicity purpose without the written consent of laboratory, GESEC.
Samples will be retained for a period of seven (7) days after completion of analysis. Longer retention periods can be arranged, on request of the customer.
We strictly maintain the confidentiality of all test result of sample(s) collected by us/ supplied by customer and not reveal to third party unless required by the statutory or legal requirement.
NABL approved Lab by Govt. of India, From date 09/07/2017 to 08/02/2022.



TEST CERTIFICATE

Report No: GESEC/PRO/2020-21/03/213	Date of Report	23/03/2021
Client Name and Address: M/S. IPCA Laboratories Ltd H-4, MIDC, WALUJ, AURANGABAD 431136	Date of Sampling	16/03/2021 To 17/03/2021
	Start Date of Analysis	18/03/2021
	End Date of Analysis	27/03/2021
	Sample Details	Ambient Air
	Sample Location	Plant 5 corner
	Time of Sampling	14:20 HRS TO 14:20 HRS
Sample Collected By	Envirotech Research PVT. LTD.	

Ambient Air Analysis Report

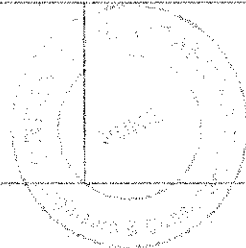
Sr. No.	Parameter	Result	Unit(s)	NAAQ Standards	Standard Method
1.	Ambient Temperature	27	°C		
2.	Dry Bulb Temperature	27	°C		
3.	Wet Bulb Temperature	22	°C		
4.	Relative Humidity	47	% RH		
5.	Sampling Duration	1440	Min		
6.	Sulphur Dioxide(SO ₂)	20.0	µg/M ³	≤ 80	(Modified West & Gaeke Method)
7.	Oxides of Nitrogen(NO _x)	30.8	µg/M ³	≤ 80	(Jacob & Hocheiser's Method)
8.	Particulate Matter PM ₁₀	52.1	µg/M ³	≤ 100	NAAQS-V (I) Gravimetric Method)
9.	Particulate Matter PM _{2.5}	24.6	µg/M ³	≤ 60	(CPCB Gravimetric Method)
10.	Carbon Monoxide (CO)	0.52	mg/M ³	≤ 04	(Gas Chromatography Method)
11.	Ozone(O ₃)	5.4	µg/M ³	≤ 180	(NAAQS-V (I) Chemical Method)
12.	Lead (Pb)	BDL	µg/M ³	≤ 1.0	(NAAQS-V (I) AAS Method)
13.	Ammonia(NH ₃)	3.9	µg/M ³	≤ 400	(Nesslerization Method)
14.	Benzene(C ₆ H ₆)	BDL	µg/M ³	≤ 05	(NAAQS-V(II) GC)
15.	Benzo(a)Pyrene(BaP)	BDL	ng/M ³	≤ 01	(IS 5182 (Part 12):2004
16.	Arsenic(As)	BDL	ng/M ³	≤ 06	AAS Method
17.	Nickel(Ni)	BDL	ng/M ³	≤ 20	AAS Method

Remark-

- All above results are within National Ambient Air Quality standards.
- BDL – Below Detectable Limit.

ANALYZED BY-

Signature



AUTHORIZED SIGNATORY

Signature

Terms and conditions

- The report is refer only to the sample tested and not applies to the bulk.
- The results shown in this test report may differ based on various factors including temperature, humidity, pressure, retention time etc.
- The test report cannot be reproduced wholly or in part and cannot be used for promotional or publicity purpose without the written consent of laboratory. GESEC.
- Samples will be retained for a period of seven (7) days after completion of analysis. Longer retention periods can be arranged, on request of the customer.
- We strictly maintain the confidentiality of all test result of sample(s) collected by us/ supplied by customer and not reveal to third party unless required by the statutory or legal requirement.
- Self approved lab by Govt. of India. From date 09/02/2017 to 08/02/2022.



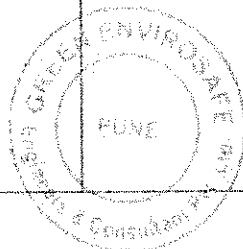
TEST CERTIFICATE

Report No: GESEC/PRO/2020-21/02/119	Date of Report	20/02/2021
Client Name and Address: M/s. IPCA Laboratories Ltd. H-4, MIDCWaluj, Aurangabad-431136	Date of Sampling	13/02/2021
	Start Date of Analysis	15/02/2021
	End Date of Analysis	19/02/2021
	Sample Details	ETP UNTREATED
	Nature of sample	Liquid
Sample Collected By	Envirotech Research PVT. LTD.	

Water Analysis Report

Sr. No.	Parameter	Result	Unit(s)	Standard Method
Physical Parameter				
1.	Total Suspended Solid	142	mg/lit	APHA 2540-D
Chemical Parameter				
2.	pH	7.15	--	APHA 4500-H'
3.	BOD at 27°C for 3 days	2685	mg/lit	APHA 5210 B
4.	Oil and grease	2	mg/lit	APHA 5520 B
5.	COD	7850	mg/lit	APHA 5220 B
6.	Sulphide	0.05	mg/lit	APHA 4500 SO ₄ E
7.	Nitrate as N	8.78	mg/lit	APHA 4500 Cl' B
8.	Arsenic	BDL	mg/lit	AAS Method
9.	Hexavalent Chromium	BDL	mg/lit	AAS Method
10.	Total Chromium	BDL	mg/lit	AAS Method
11.	Lead	BDL	mg/lit	AAS Method
12.	Cynideas CN	BDL	mg/lit	AAS Method
13.	Zinc	BDL	mg/lit	AAS Method
14.	Mercury	BDL	mg/lit	AAS Method
15.	Copper	BDL	mg/lit	AAS Method
16.	Nickel	BDL	mg/lit	AAS Method
17.	Phenolics	BDL	mg/lit	IS 3025 (Part 43): 1992

ANALYZED BY-



AUTHORIZED SIGNATORY

Terms and conditions

- The report is refer only to the sample tested and not applies to the bulk.
- The results shown in this test report may differ based on various factors including temperature, humidity, pressure, retention time etc.
- The test report cannot be reproduced wholly or in part and cannot be used for promotional or publicity purpose without the written consent of laboratory, GESEC.
- Sample will be retained for a period of seven (7) days after completion of analysis. Longer retention periods can be arranged, on request of the customer.
- We strictly maintain the confidentiality of all test result of samples collected by us/ supplied by customer and not reveal to third party unless required by the authority or legal requirements.
- MoEF approved Lab by Govt. of India. Issue date: 09/02/2017 to 04/02/2022



GREEN ENVIROSAFE

Engineers & Consultant Pvt Ltd.

Survey No: H05/01, Mayaji Recreancy, Shop (1) to 10, 2nd Floor, Sanaswadi, Tal-Shahu, Dist-1226

Mobile: 9645064020 | E-mail: gese@greenenvirosafe.com | www.greenenvirosafe.co.in

CIN No. : U74000PN2013FTC145996

Recognised by Ministry of Environment, Forest & Climate Change (MoEF) Govt. of India and ISO/IEC 17025:2005 (NABL), ISO 9001:2015 and OHSAS 18001:2007 Certified Company

TEST CERTIFICATE

Report No: GESEC/PRO/2020-21/02/120	Date of Report	20/02/2021
Client Name and Address: M/s. IPCA Laboratories Ltd. H-4, MIDC Waluj, Aurangabad-431136	Date of Sampling	13/02/2021
	Start Date of Analysis	15/02/2021
	End Date of Analysis	19/02/2021
	Sample Details	ETP TREATED
	Nature of sample	Liquid
Sample Collected By	Envirotech Research PVT. LTD.	


Water Analysis Report

Sr. No.	Parameter	Result	MPCB Limits	Unit(s)	Standard Method
Physical Parameter					
1.	Total Suspended Solid	12	100	mg/lit	APHA 2540-D
Chemical Parameter					
2.	pH	7.5	6.5-8.5	-	APHA 4500-H'
3.	BOD at 27°C for 3 days	1.8	100	mg/lit	APHA 5210 B
4.	Oil and grease	BDL	10	mg/lit	APHA 5520 B
5.	COD	52	250	mg/lit	APHA 5220 B
6.	Sulphide	BDL	2.0	mg/lit	APHA 4500 SO ₄ E
7.	Nitrate as N	3.48	10	mg/lit	APHA 4500 Cl- B
8.	Arsenic	BDL	0.2	mg/lit	AAS Method
9.	Hexavalent Chromium	BDL	0.1	mg/lit	AAS Method
10.	Total Chromium	BDL	1.0	mg/lit	AAS Method
11.	Lead	BDL	0.1	mg/lit	AAS Method
12.	Cynideas CN	BDL	0.2	mg/lit	AAS Method
13.	Zinc	BDL	0.5	mg/lit	AAS Method
14.	Mercury	BDL	0.01	mg/lit	AAS Method
15.	Copper	BDL	2.0	mg/lit	AAS Method
16.	Nickel	BDL	2.0	mg/lit	AAS Method
17.	Phenolics	BDL	5.0	mg/lit	IS 3025 (Part 43): 1992
18.	Bioassay	100% Effluent concentration shows 100% survival after 96 hours of analysis	Test should show 90% survival in 96 hrs.	%	APHA 8010

Remark(s):

ANALYZED BY:

Shah



AUTHORIZED SIGNATORY

Shah

Terms and conditions

- The report is refer only to the sample tested and not apply to the bulk.
- The results shown in this test report may differ based on various factors including temperature, humidity, pressure, retention time etc.
- The test report cannot be reproduced wholly or in part and cannot be used for promotional or publicity purpose without the written consent of Laboratory, GESEC.
- Samples will be retained for a period of seven (7) days after completion of analysis. Longer retention periods can be arranged, on request of the customer.
- We strictly maintain the confidentiality of all test result of samples. Results are not to be disclosed or supplied by customer and not reveal to third party (unless required by the statutory or legal requirement).
- Multi approved Lab by Govt. of India, from date: 09/02/2017 to 08/02/2017.



GREEN ENVIROSAFE

Engineers & Consultant Pvt Ltd.

Study No: 140536, Mahan Residency, Shop, Fla-15, 2nd Floor, Senaswag, Tal-Srinagar, Pune-41250

Mob: +9150849920 | E-mail: g6sec12@gmail.com | www.greenenvirosafe.co.in

CIN No: U74900PN2013PTC149666

Recognized by Ministry of Environment, Forest & Climate Change (MoEF) Govt. of India and ISO/IEC 17025:2005 (NABL), ISO 9001:2015 and OHSAS 18001:2007 Certified Company

TEST CERTIFICATE

Report No: GESEC/PRO/2020-21/02/135	Date of Report	20/02/2021
Client Name and Address: M/S. IPCA Laboratories Ltd H-4, MIDC, WALUJ, AURANGABAD 431136	Date of Sampling	11/02/2021 To 12/02/2021
	Start Date of Analysis	13/02/2021
	End Date of Analysis	20/02/2021
	Sample Details	Ambient Air
	Sample Location	Near plant I & II
	Time of Sampling	16:30 HRS TO 16:30HRS
Sample Collected By	Envirotech Research PVT. LTD.	

Ambient Air Analysis Report


Sr. No.	Parameter	Result	Unit(s)	NAAQ Standards	Standard Method
1.	Ambient Temperature	24	°C		
2.	Dry Bulb Temperature	24	°C		
3.	Wet Bulb Temperature	19	°C		
4.	Relative Humidity	56	% RH		
5.	Sampling Duration	1440	Min		
6.	Sulphur Dioxide(SO ₂)	20.2	µg/M ³	≤ 80	(Modified West & Gaeke Method)
7.	Oxides of Nitrogen(NO ₂)	31.0	µg/M ³	≤ 80	(Jacob & Hochheiser's Method)
8.	Particulate Matter PM ₁₀	52.8	µg/M ³	≤ 100	(NAAQS-V (I) Gravimetric Method)
9.	Particulate Matter PM _{2.5}	26.9	µg/M ³	≤ 60	(CPCB Gravimetric Method)
10.	Carbon Monoxide (CO)	0.57	mg/M ³	≤ 04	(Gas Chromatography Method)
11.	Ozone(O ₃)	6.0	µg/M ³	≤ 180	(NAAQS-V (I) Chemical Method)
12.	Lead (Pb)	BDL	µg/M ³	≤ 1.0	(NAAQS-V (I) AAS Method)
13.	Ammonia(NH ₃)	4.3	µg/M ³	≤ 400	(Nesslerization Method)
14.	Benzene(C ₆ H ₆)	BDL	µg/M ³	≤ 05	(NAAQS-V(ii) G.C)
15.	Benzo(a)Pyrene(BaP)	BDL	ng/M ³	≤ 01	(IS 5182 (Part 12):2004)
16.	Arsenic(As)	BDL	ng/M ³	≤ 06	AAS Method
17.	Nickel(Ni)	BDL	ng/M ³	≤ 20	AAS Method

Remark-

- All above results are within National Ambient Air Quality standards.
- BDL – Below Detectable Limit.

ANALYZED BY-

Handwritten signature



AUTHORIZED SIGNATORY

Handwritten signature

Terms and conditions

- The report is refer only to the sample tested and not applies to the bulk.
- The results shown in this test report may differ based on various factors including temperature, humidity, pressure, retention time etc.
- The test report cannot be reproduced wholly or in part and cannot be used for promotional or publicity purpose without the written consent of laboratory, GESEC.
- Samples will be retained for a period of seven (7) days after completion of analysis. Longer retention periods can be arranged, on request of the customer.
- We strictly maintain the confidentiality of all test result of sample(s) collected by us/ supplied by customer and not reveal to third party unless required by the statutory or legal requirement.
- MoEF approved Lab by Govt. of India. From date 09/02/2017 to 08/02/2022



GREEN ENVIROSAFE

Engineers & Consultant PVT. LTD., CN/No. : U74900PN2013PTCA49866

Survey No-190505, Mayur Residency, Shop No-16, And Near, Sanshodh, T3 Shirur, Pune-4 (2020)

Mob-1 9845084620 | E-mail: poses12@yahoo.com | www.greenenvirosafe.in

Recognized by Ministry of Environment, Forest & Climate Change (MoEF) Govt. of India and ISO/IEC 17025:2005 (NASL), ISO 9001:2015 and OHSAS 18001:2007 Certified Company

TEST CERTIFICATE

Report No: GESEC/PRO/2020-21/02/136	Date of Report	20/02/2021
Client Name and Address: M/S. IPCA Laboratories Ltd H-4, MIDC, WALUJ, AURANGABAD 431136	Date of Sampling	11/02/2021 To 12/02/2021
	Start Date of Analysis	13/02/2021
	End Date of Analysis	20/02/2021
	Sample Details	Ambient Air
	Sample Location	Near Health Center
	Time of Sampling	16:40 HRS TO 16:40 HRS
Sample Collected By	Envirotech Research PVT. LTD.	

Ambient Air Analysis Report


Sr. No.	Parameter	Result	Unit(s)	NAAQ Standards	Standard Method
1.	Ambient Temperature	24	°C		
2.	Dry Bulb Temperature	24	°C		
3.	Wet Bulb Temperature	19	°C		
4.	Relative Humidity	56	% RH		
5.	Sampling Duration	1440	Min		
6.	Sulphur Dioxide(SO ₂)	19.6	µg/M ³	≤ 80	(Modified West & Gaeke Method)
7.	Oxides of Nitrogen(NO _x)	28.5	µg/M ³	≤ 80	(Jacob & Hochheiser's Method)
8.	Particulate Matter PM ₁₀	51.4	µg/M ³	≤ 100	NAAQS-V (I) Gravimetric Method)
9.	Particulate Matter PM _{2.5}	26.0	µg/M ³	≤ 60	(CPCB Gravimetric Method)
10.	Carbon Monoxide (CO)	0.54	mg/M ³	≤ 04	(Gas Chromatography Method)
11.	Ozone(O ₃)	5.8	µg/M ³	≤ 180	(NAAQS-V (I) Chemical Method)
12.	Lead (Pb)	BDL	µg/M ³	≤ 1.0	(NAAQS-V (I) AAS Method)
13.	Ammonia(NH ₃)	3.9	µg/M ³	≤ 400	(Nesslerization Method)
14.	Benzene(C ₆ H ₆)	BDL	µg/M ³	≤ 05	(NAAQS-V(II) G.C)
15.	Benzo(a)Pyrene(BaP)	BDL	ng/M ³	≤ 01	(IS 5182 (Part 12):2004
16.	Arsenic(As)	BDL	ng/M ³	≤ 06	AAS Method
17.	Nickel(Ni)	BDL	ng/M ³	≤ 20	AAS Method

Remark-

- All above results are within National Ambient Air Quality standards.
- BDL - Below Detectable Limit.

ANALYZED BY-

Akshay



AUTHORIZED SIGNATORY

Frank

Terms and conditions

- The report is refer only to the sample tested and not applies to the bulk.
- The results shown in this test report may differ based on various factors including temperature, humidity, pressure, retention time etc.
- The test report cannot be reproduced wholly or in part and cannot be used for promotional or publicity purpose without the written consent of laboratory, GESEC.
- Samples will be retained for a period of seven (7) days after completion of analysis. Longer retention periods can be arranged, on request of the customer.
- We strictly maintain the confidentiality of all test result of sample(s) collected by us/ supplied by customer and not reveal to third party unless required by the statutory or legal requirement.
- MOEF approved Lab by Govt. of India, from date 06/12/2017 to 08/03/2022.



TEST CERTIFICATE

Report No: GESEC/PRO/2020-21/02/137	Date of Report	20/02/2021
Client Name and Address: M/S. IPCA Laboratories Ltd H-4, MIDC, WALUJ, AURANGABAD 431136	Date of Sampling	11/02/2021 To 12/02/2021
	Start Date of Analysis	13/02/2021
	End Date of Analysis	30/02/2021
	Sample Details	Ambient Air
	Sample Location	Plant 6 corner
Sample Collected By	Time of Sampling	16:50 HRS TO 16:50 HRS
	Envirotech Research PVT. LTD.	

Ambient Air Analysis Report


Sr. No.	Parameter	Result	Unit(s)	NAAQ Standards	Standard Method
1.	Ambient Temperature	24	°C		
2.	Dry Bulb Temperature	24	°C		
3.	Wet Bulb Temperature	19	°C		
4.	Relative Humidity	56	% RH		
5.	Sampling Duration	1440	Min		
6.	Sulphur Dioxide(SO ₂)	19.0	µg/M ³	≤ 80	(Modified West &Gaeke Method)
7.	Oxides of Nitrogen(NO ₂)	27.9	µg/M ³	≤ 80	(Jacob &Mocheiser's Method)
8.	Particulate Matter PM ₁₀	50.4	µg/M ³	≤ 100	NAAQS-V (I) Gravimetric Method)
9.	Particulate Matter PM _{2.5}	25.3	µg/M ³	≤ 50	(CPCB Gravimetric Method)
10.	Carbon Monoxide (CO)	0.51	mg/M ³	≤ 04	(Gas Chromatography Method)
11.	Ozone(O ₃)	5.2	µg/M ³	≤ 180	(NAAQS-V (I) Chemical Method)
12.	Lead (Pb)	BDL	µg/M ³	≤ 1.0	(NAAQS-V (I) AAS Method)
13.	Ammonia(NH ₃)	3.6	µg/M ³	≤ 400	(Nesslerization Method)
14.	Benzene(C ₆ H ₆)	BDL	µg/M ³	≤ 05	(NAAQS-V(II) G,C)
15.	Benzo(a)Pyrene(BaP)	BDL	ng/M ³	≤ 01	(IS 5187 (Part 12):2004
16.	Arsenic(As)	BDL	ng/M ³	≤ 06	AAS Method
17.	Nickel(Ni)	BDL	ng/M ³	≤ 20	AAS Method

Remark-

- All above results are within National Ambient Air Quality standards.
- BDL – Below Detectable Limit.

ANALYZED BY-

Akshay



AUTHORIZED SIGNATORY

[Signature]

Terms and conditions

- The report is refer only to the sample tested and not applies to the bulk.
- The results shown in this test report may differ based on various factors including temperature, humidity, pressure, retention time etc.
- The test report cannot be reproduced wholly or in part and cannot be used for promotional or publicity purpose without the written consent of laboratory, GESEC.
- Samples will be retained for a period of seven (7) days after completion of analysis. longer retention periods can be arranged, on request of the customer.
- We strictly maintain the confidentiality of all test result of sample(s) collected by and supplied by customer and not reveal to third party unless required by the statutory or legal requirement.
- MoEF approved Lab by Govt. of India, From Date 09/02/2017 to (08/02/2022).



GREEN ENVIROSAFE

Engineers & Consultant Pvt Ltd. CIN No. : U74900PN2013PTC143626

Survey No-1405/16, Mayan Residency, Shop No-16, 2nd Floor, Sanadwaj, Tal Shree, Pune-412001

Mob: + 91-90891626 | E-mail:green12@gmail.com | www.greenenvirosafe.co.in

Recognised by Ministry of Environment, Forest & Climate Change (MoEF) Govt. of India and ISO/IEC 17025:2005 (NABL), ISO 9001:2015 and OHSAS 18001:2007 Certified Company

TEST CERTIFICATE

Report No: GESEC/PRO/2020-21/02/139	Date of Report	20/02/2021
Client Name and Address: M/S. IPCA Laboratories Ltd H-4, MIDC, WALUJ, AURANGABAD 431136	Date of Sampling	11/02/2021 To 12/02/2021
	Sample Details	Noise For 24 Hours
	Sample location	NEAR ETP
Sample Collected By	Envirotech Research PVT, LTD.	

Noise Monitoring Report


Date	Timing	Result dB(A)	Date	Timing	Result dB(A)	Unit	CPCB Standards dB(A)	
12/02/2021	06.00	63.4	11/02/2021	18.00	67.1	dB(A)	75/70	
12/02/2021	07.00	64.1	11/02/2021	19.00	66.0	dB(A)		
12/02/2021	08.00	62.7	11/02/2021	20.00	62.2	dB(A)		
12/02/2021	09.00	60.0	11/02/2021	21.00	64.1	dB(A)		
12/02/2021	10.00	61.0	11/02/2021	22.00	66.2	dB(A)		
12/02/2021	11.00	66.4	11/02/2021	23.00	67.4	dB(A)		
12/02/2021	12.00	62.5	11/02/2021	24.00	61.4	dB(A)		
12/02/2021	13.00	63.1	12/02/2021	01.00	64.1	dB(A)		
12/02/2021	14.00	66.0	12/02/2021	02.00	65.5	dB(A)		
12/02/2021	15.00	64.1	12/02/2021	03.00	66.0	dB(A)		
12/02/2021	16.00	66.0	12/02/2021	04.00	63.1	dB(A)		
11/02/2021	17.00	62.2	12/02/2021	05.00	64.0	dB(A)		
Day Time Leq		63.95						
Night Time Leq		64.43						

Remark-

- All above Noise level results are within Central Pollution Control Board Standards limit.
- Day/Night -75/70 dB.

ANALYZED BY-

Atulha



AUTHORIZED SIGNATORY

Atulha

Terms and conditions

- The report is refer only to the sample tested and not applied to the bulk.
- The result shown in this test report may differ based on various factors including temperature, humidity, pressure, retention time etc.
- The test report cannot be reproduced wholly or in part and cannot be used for promotional or publicity purpose without the written consent of laboratory, GESEC.
- Samples will be retained for a period of seven (7) days after completion of analysis. Longer retention periods can be arranged on request of the customer.
- We strictly maintain the confidentiality of all test result of sample(s) collected by us/ supplied by customer and not reveal to third party unless required by the regulatory or legal requirement.
- MoEF approved Lab by Govt. of India. From date 09/02/2017 to 08/02/2021.



TEST CERTIFICATE




Report No: GESEC/PRO/2020-21/02/140	Date of Report	20/02/2021
Client Name and Address: M/S. IPCA Laboratories Ltd H-4, MIDC, WALUJ, AURANGABAD 431136	Date of Sampling	11/02/2021 To 12/02/2021
	Sample Details	Noise For 24 Hours
	Sample location	BOILER AREA
Sample Collected By	Envirotech Research PVT, LTD.	

Noise Monitoring Report

Date	Timing	Result dB(A)	Date	Timing	Result dB(A)	Unit	CPCB Standards dB(A)	
12/02/2021	06.00	63.0	11/02/2021	18.00	65.5	dB(A)	75/70	
12/02/2021	07.00	64.1	11/02/2021	19.00	66.0	dB(A)		
12/02/2021	08.00	65.5	11/02/2021	20.00	63.7	dB(A)		
12/02/2021	09.00	64.1	11/02/2021	21.00	64.1	dB(A)		
12/02/2021	10.00	67.1	11/02/2021	22.00	65.5	dB(A)		
12/02/2021	11.00	66.0	11/02/2021	23.00	64.1	dB(A)		
12/02/2021	12.00	64.1	11/02/2021	24.00	63.0	dB(A)		
12/02/2021	13.00	68.0	12/02/2021	01.00	62.2	dB(A)		
12/02/2021	14.00	65.5	12/02/2021	02.00	61.7	dB(A)		
12/02/2021	15.00	66.0	12/02/2021	03.00	60.0	dB(A)		
12/02/2021	16.00	67.1	12/02/2021	04.00	64.1	dB(A)		
11/02/2021	17.00	64.1	11/02/2021	05.00	65.6	dB(A)		
Day Time Leg		65.26						
Night Time Leg		63.24						

Remark-

- All above Noise level results are within Central Pollution Control Board Standards limit.
- Day/Night -75/70 dB.

ANALYZED BY- 		AUTHORIZED SIGNATORY 
---	---	---

Terms and conditions

1. The report is refer only to the sample tested and not applies to the bulk.
2. The results shown in this test report may differ based on various factors including temperature, humidity, pressure, retraction time etc.
3. The test report cannot be reproduced wholly or in part and cannot be used for promotional or publicity purpose without the written consent of laboratory, GESEC.
4. Samples will be retained for a period of seven (7) days after completion of analysis. Longer retention periods can be arranged, on request of the customer.
5. We strictly maintain the confidentiality of all test result of sample(s) collected by us/ supplied by customer and not reveal to third party unless required by the statutory or legal requirement.
6. MoEF approved Lab by Govt. of India From date 09/01/2017 to 09/02/2022.



TEST CERTIFICATE

Report No: GESEC/PRO/2020-21/02/141	Date of Report	20/02/2021
Client Name and Address: M/S. IPCA Laboratories Ltd H-4, MIDC, WALUJ, AURANGABAD 431136	Date of Sampling	11/02/2021 To 12/02/2021
	Sample Details	Noise For 24 Hours
	Sample location	MANUFACTURING AREA
Sample Collected By	Envirotech Research PVT. LTD.	

Noise Monitoring Report


Date	Timing	Result dB(A)	Date	Timing	Result dB(A)	Unit	CPCB Standards dB(A)	
12/02/2021	06.00	62.7	11/02/2021	18.00	68.0	dB(A)	75/70	
12/02/2021	07.00	64.1	11/02/2021	19.00	66.7	dB(A)		
12/02/2021	08.00	67.7	11/02/2021	20.00	65.5	dB(A)		
12/02/2021	09.00	66.0	11/02/2021	21.00	66.1	dB(A)		
12/02/2021	10.00	64.1	11/02/2021	22.00	64.1	dB(A)		
12/02/2021	11.00	63.0	11/02/2021	23.00	65.5	dB(A)		
12/02/2021	12.00	64.1	11/02/2021	24.00	66.1	dB(A)		
12/02/2021	13.00	65.5	12/02/2021	01.00	62.0	dB(A)		
12/02/2021	14.00	66.0	12/02/2021	02.00	64.1	dB(A)		
12/02/2021	15.00	63.2	12/02/2021	03.00	65.5	dB(A)		
12/02/2021	16.00	64.1	12/02/2021	04.00	66.4	dB(A)		
11/02/2021	17.00	67.1	11/02/2021	05.00	63.0	dB(A)		
Day Time Leq		65.18						
Night Time Leq		64.38						

Remark-

- All above Noise level results are within Central Pollution Control Board Standards limit.
- Day/Night -75/70 dB.

ANALYZED BY-

Akshay



AUTHORIZED SIGNATORY

Akshay

Terms and conditions

- The report is refer only to the sample tested and not applies to the bulk.
- The results shown in this test report may differ based on various factors including temperature, humidity, pressure, retention time etc.
- The test report cannot be reproduced wholly or in part and cannot be used for promotional or publicity purpose without the written consent of laboratory, GESEC.
- Samples will be retained for a period of seven (7) days after completion of analysis. Longer retention periods can be arranged, on request of the customer.
- We strictly maintain the confidentiality of all test result of sample(s) collected by us/ supplied by customer and not reveal to third party unless required by the statutory or legal requirement.
- MoEF approved Lab No: Govt. of India, From date 09/02/2017 to 09/02/2022.

**TEST CERTIFICATE**

Report No: GESEC/PRO/2020-21/01/153	Date of Report	20/01/2021
Client Name and Address: M/S. IPCA Laboratories Ltd H-4, MIDC, WALUJ, AURANGABAD 431136	Date of Sampling	12/01/2021 To 13/01/2021
	Start Date of Analysis	14/01/2021
	End Date of Analysis	19/01/2021
	Sample Details	Ambient Air
	Sample Location	Near plant I & II
Sample Collected By	Time of Sampling	15:00 HRS TO 15:00HRS
Sample Collected By		Envirotech Research PVT. LTD.

Ambient Air Analysis Report

Sr. No.	Parameter	Result	Unit(s)	NAAQ Standards	Standard Method
1.	Ambient Temperature	26	°C		
2.	Dry Bulb Temperature	26	°C		
3.	Wet Bulb Temperature	21	°C		
4.	Relative Humidity	68	% RH		
5.	Sampling Duration	1440	Min		
6.	Sulphur Dioxide(SO ₂)	20.6	µg/M ³	≤ 80	(Modified West &Gaeke Method)
7.	Oxides of Nitrogen(NO ₂)	31.7	µg/M ³	≤ 80	(Jacob &Hochheiser's Method)
8.	Particulate Matter PM ₁₀	53.4	µg/M ³	≤ 100	NAAQS-V (i) Gravimetric Method)
9.	Particulate Matter PM _{2.5}	27.6	µg/M ³	≤ 60	(CPCB Gravimetric Method)
10.	Carbon Monoxide (CO)	0.60	mg/M ³	≤ 04	(Gas Chromatography Method)
11.	Ozone(O ₃)	6.3	µg/M ³	≤ 180	(NAAQS-V (i) Chemical Method)
12.	Lead (Pb)	BDL	µg/M ³	≤ 1.0	(NAAQS-V (i) AAS Method)
13.	Ammonia(NH ₃)	4.5	µg/M ³	≤ 400	(Nesslerization Method)
14.	Benzene(C ₆ H ₆)	BDL	µg/M ³	≤ 05	(NAAQS-V(ii) G.C)
15.	Benzo(a)Pyrene(BaP)	BDL	ng/M ³	≤ 01	(IS 5182 (Part 12) 2004)
16.	Arsenic(As)	BDL	ng/M ³	≤ 06	AAS Method)
17.	Nickel(Ni)	BDL	ng/M ³	≤ 20	AAS Method)

Remark-

- All above results are within National Ambient Air Quality standards.
- BDL – Below Detectable Limit.

ANALYZED BY-*[Handwritten Signature]***AUTHORIZED SIGNATORY***[Handwritten Signature]***Terms and conditions**

1. This report is refer only to the sample tested and not applies to the bulk.
2. The results shown in this test report may differ based on various factors including temperature, humidity, pressure, retention time etc.
3. This test report cannot be reproduced wholly or in part and cannot be used for promotional or publicity purpose without the written consent of laboratory, GESEC.
4. Samples will be retained for a period of seven (7) days after completion of analysis. Longer retention periods can be arranged, on request of the customer.
5. We strictly maintain the confidentiality of all test result of sample(s) collected by us, supplied by customer and not reveal to third party unless required by the statutory or legal requirement.
5. MoEF approved Lab by Govt. of India. From date 09/02/2017 to 09/02/2022



GREEN ENVIROSAFE

Regulators & Consultant Pvt Ltd. CEN No.: (E743027) (COPPO)-40582

Survey Plot: H-02, Old Mysore Engineering College, Old IIT, Old Zangwadi, Old State, Pune-411 007

Mob: + 91 989094250 | Email: greenenvirosafe@gmail.com | www.greenenvirosafe.com

Recognized by Ministry of Environment, Forest & Climate Change (MoEF) Govt. of India and ISO/IEC 17025:2005 (NABL), ISO 9001:2015 and OHSAS 18001:2007 Certified Company

TEST CERTIFICATE

Report No: GESEC/PRO/2020-21/01/154	Date of Report	20/01/2021
Client Name and Address: M/S, IPCA Laboratories Ltd H-4, MIDC, WALUJ, AURANGABAD 431136	Date of Sampling	12/01/2021 To 13/01/2021
	Start Date of Analysis	14/01/2021
	End Date of Analysis	19/01/2021
	Sample Details	Ambient Air
	Sample Location	Near Health Center
	Time of Sampling	15:10 HRS TO 15:10 HRS
Sample Collected By	Envirotech Research PVT. LTD.	

Ambient Air Analysis Report

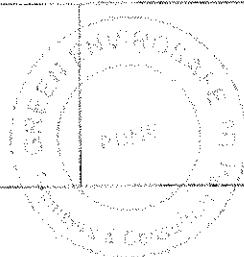
Sr. No.	Parameter	Result	Unit(s)	NAAQ Standards	Standard Method
1.	Ambient Temperature	26	°C		
2.	Dry Bulb Temperature	26	°C		
3.	Wet Bulb Temperature	21	°C		
4.	Relative Humidity	68	% RH		
5.	Sampling Duration	1440	Min		
6.	Sulphur Dioxide(SO ₂)	20.0	µg/M ³	≤ 80	(Modified West &Gaeke Method)
7.	Oxides of Nitrogen(NO _x)	30.9	µg/M ³	≤ 80	(Jacob &Hocheiser's Method)
8.	Particulate Matter PM ₁₀	52.7	µg/M ³	≤ 100	NAAQS-V (I) Gravimetric Method)
9.	Particulate Matter PM _{2.5}	26.5	µg/M ³	≤ 60	(CPCB Gravimetric Method)
10.	Carbon Monoxide (CO)	0.57	mg/M ³	≤ 04	(Gas Chromatography Method)
11.	Ozone(O ₃)	6.1	µg/M ³	≤ 180	(NAAQS-V (I) Chemical Method)
12.	Lead (Pb)	BDL	µg/M ³	≤ 1.0	(NAAQS-V (I) AAS Method)
13.	Ammonia(NH ₃)	4.2	µg/M ³	≤ 400	(Nesslerization Method)
14.	Benzene(C ₆ H ₆)	BDL	µg/M ³	≤ 05	(NAAQS-V(II) G.C)
15.	Benzo(a)Pyrene(BaP)	BDL	ng/M ³	≤ 01	(IS 5182 (Part 12):2004
16.	Arsenic(As)	BDL	ng/M ³	≤ 06	AAS Method
17.	Nickel(Ni)	BDL	ng/M ³	≤ 20	AAS Method

Remark-

- All above results are within National Ambient Air Quality standards.
- BDL – Below Detectable Limit.

ANALYZED BY-

Shree



AUTHORIZED SIGNATORY

Shree

Terms and conditions

- The report is refer only to the sample tested and not applies to the bulk.
- The results shown in this test report may differ based on various factors including temperature, humidity, pressure, retention time etc.
- The test report cannot be reproduced wholly or in part and cannot be used for promotional or publicity purpose without the written consent of laboratory, GESEC.
- Samples will be retained for a period of seven (7) days after completion of analysis. Longer retention periods can be arranged, on request of the customer.
- We strictly maintain the confidentiality of all test result of sample(s) collected by us/ supplied by customer and not reveal to third party unless required by the statutory or legal requirement.
- MoEF approved Lab by Govt. of India, From date 05/02/2017 to 08/02/2022.



TEST CERTIFICATE

Report No: GESEC/PRO/2020-21/01/155	Date of Report	20/01/2021
Client Name and Address: M/S. IPCA Laboratories Ltd H-4, MIDC, WALUJ, AURANGABAD 431136	Date of Sampling	12/01/2021 To 13/01/2021
	Start Date of Analysis	14/01/2021
	End Date of Analysis	19/01/2021
	Sample Details	Ambient Air
	Sample Location	Plant 6 corner
	Time of Sampling	15:20 HRS TO 15:20 HRS
Sample Collected By	Envirotech Research PVT. LTD.	

Ambient Air Analysis Report

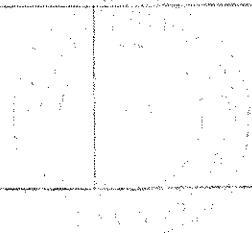
Sr. No.	Parameter	Result	Unit(s)	NAAQ Standards	Standard Method
1.	Ambient Temperature	26	°C		
2.	Dry Bulb Temperature	26	°C		
3.	Wet Bulb Temperature	21	°C		
4.	Relative Humidity	68	% RH		
5.	Sampling Duration	1440	Min		
6.	Sulphur Dioxide(SO ₂)	19.6	µg/M ³	≤ 80	(Modified West & Gaeke Method)
7.	Oxides of Nitrogen(NO ₂)	30.1	µg/M ³	≤ 80	(Jacob & Hocheiser's Method)
8.	Particulate Matter PM ₁₀	51.8	µg/M ³	≤ 100	NAAQS-V (I) Gravimetric Method)
9.	Particulate Matter PM _{2.5}	25.8	µg/M ³	≤ 60	(CPCB Gravimetric Method)
10.	Carbon Monoxide (CO)	0.52	mg/M ³	≤ 04	(Gas Chromatography Method)
11.	Ozone(O ₃)	5.6	µg/M ³	≤ 180	(NAAQS-V (ii) Chemical Method)
12.	Lead (Pb)	BDL	µg/M ³	≤ 1.0	(NAAQS-V (II) AAS Method)
13.	Ammonia(NH ₃)	4.0	µg/M ³	≤ 400	(Nesslerization Method)
14.	Benzene(C ₆ H ₆)	BDL	µg/M ³	≤ 05	(NAAQS-V(II) G.C)
15.	Benzo(a)Pyrene(BaP)	BDL	ng/M ³	≤ 01	(IS 5182 (Part 12):2004
16.	Arsenic(As)	BDL	ng/M ³	≤ 06	AAS Method
17.	Nickel(Ni)	BDL	ng/M ³	≤ 20	AAS Method

Remark-

- All above results are within National Ambient Air Quality standards.
- BDL – Below Detectable Limit.

ANALYZED BY-

Shes



AUTHORIZED SIGNATORY

Shes

Terms and conditions

- The report is refer only to the sample tested and not applies to the bulk.
- The results shown in this test report may differ based on various factors including temperature, humidity, pressure, duration time etc.
- The test report cannot be reproduced wholly or in part and cannot be used for promotional or publicity purpose without the written consent of Laboratory, GESEC.
- Samples will be retained for a period of seven (7) days after completion of analysis. Longer retention period can be arranged, on request of the customer.
- We strictly maintain the confidentiality of all test result of sample(s) collected by and supplied by customer and not reveal to third party unless required by the statutory or legal requirement.
- MOEF approved Lab by Govt. of India From date 09/02/2017 to 18/02/2022.



GREEN ENVIROSAFE

Engineers & Consultant Pvt Ltd.

Survey No. 12/2020, Marol Reddy, Shop No. 11, 2 & 3, Pooni, Durgamwadi, Tel: 020-2611-1140
Mob: 9866500430 | Email: enquiry@gsenviro.com | www.gsenviro.com/2021
Regd. Office: (17/0007PH3) L1P1C01-0005

Recognized by Ministry of Environment, Forest & Climate Change (MOEF) Govt. of India and ISO/IEC 17025:2005 (NABL), ISO 9001:2015 and OHSAS 18001:2007 Certified Company

TEST CERTIFICATE					
Report No: GESEC/PRO/2020-21/01/156		Date of Report		20/01/2021	
Client Name and Address: M/S. IPCA Laboratories Ltd H-4, MIDC, WALUJ, AURANGABAD 431136		Date of Sampling		13/01/2021	
		Start Date of Analysis		14/01/2021	
		End Date of Analysis		19/01/2021	
		Sample Location		Boiler STACK Emission (MR - 13422)	
		Sample Details		Stack	
		Time of Sampling		14:30 Hrs to 15:00Hrs	
Sample Collected By		Envirotech Research PVT. LTD.			
Source Emission Analysis Report					
Sr. No.	Parameter	Result	Unit(s)	Limits As Per MPCB Consent	
1.	Material of Stack	MS	--		
2.	Stack Height from G.L.	36	Mtr.		
3.	Type of Stack	ROUND	--		
4.	Sampling Duration	30	Min.		
5.	Flue Gas Temperature	411	°K		
6.	Differential Pressure	3.7	mmWG		
7.	Velocity	7.4	M/s		
8.	Diameter of Stack	1.2	Mtr.		
9.	Stack Area	1.1304	M ²		
10.	Gas Volume	21850	NM ³ /Hr		
11.	Particulate Matter	64.6	mg/NM ³	≤ 150	
12.	Sulphur Dioxide (SO ₂)	43.7	mg/NM ³	--	
13.	Sulphur Dioxide (SO ₂)	22.91	Kg/day		
14.	Oxide of Nitrogen (NO _x)	21.4	mg/NM ³	N.S.	
15.	Acid Mist	BDL			
16.	Fuel Type	Coal	--		
17.	Fuel Consumption	1250	Kg/Hr		
Remark(s):					
<ul style="list-style-type: none"> ➤ All above results are well within MPCB Limit. ➤ N.S.: - Not Specified. 					
ANALYZED BY:			AUTHORIZED SIGNATORY:		

Terms and conditions

- The report is valid only to the sample tested and not applicable to the test.
- The results shown in the test report may differ based on various factors including temperature, humidity, pressure, retention time etc.
- The test report cannot be reproduced wholly or in part and cannot be used for promotional or publicity purpose without the written consent of laboratory, GESEC.
- Samples will be retained for a period of seven (7) days after completion of analysis. Longer retention periods can be arranged, on request of the customer.
- We strictly maintain the confidentiality of all test result of sample(s) collected by us/ supplied by customer and not reveal to third party unless required by the statutory or legal requirement.
- MOEF approved lab by Govt. of India, from date 09/02/2017 to 08/02/2022.



TEST CERTIFICATE

Report No: GESEC/PRO/2020-21/12/413	Date of Report	22/12/2020
Client Name and Address: M/S. IPCA Laboratories Ltd H-4, MIDC, WALUJ, AURANGABAD 431136	Date of Sampling	11/12/2020 To 12/12/2020
	Start Date of Analysis	14/12/2020
	End Date of Analysis	21/12/2020
	Sample Details	Ambient Air
	Sample Location	Near plant I & II
	Time of Sampling	14:30 HRS TO 14:30HRS
Sample Collected By	Envirotech Research PVT. LTD.	

Ambient Air Analysis Report


Sr. No.	Parameter	Result	Unit(s)	NAAQ Standards	Standard Method
1.	Ambient Temperature	25	°C		
2.	Dry Bulb Temperature	25	°C		
3.	Wet Bulb Temperature	20	°C		
4.	Relative Humidity	49	% RH		
5.	Sampling Duration	1440	Min		
6.	Sulphur Dioxide(SO ₂)	20.3	µg/M ³	≤ 80	(Modified West & Gaeke Method)
7.	Oxides of Nitrogen(NO ₂)	30.8	µg/M ³	≤ 80	(Jacob & Hocheiser's Method)
8.	Particulate Matter PM ₁₀	52.5	µg/M ³	≤ 100	NAAQS-V (I) Gravimetric Method)
9.	Particulate Matter PM _{2.5}	26.4	µg/M ³	≤ 60	(CPCB Gravimetric Method)
10.	Carbon Monoxide (CO)	0.58	mg/M ³	≤ 04	(Gas Chromatography Method)
11.	Ozone(O ₃)	6.0	µg/M ³	≤ 180	(NAAQS-V (I) Chemical Method)
12.	Lead (Pb)	BDL	µg/M ³	≤ 1.0	(NAAQS-V (I) AAS Method)
13.	Ammonia(NH ₃)	4.2	µg/M ³	≤ 400	(Nesslerization Method)
14.	Benzene(C ₆ H ₆)	BDL	µg/M ³	≤ 05	(NAAQS-V(II) G.C)
15.	Benzo(a)Pyrene(BaP)	BDL	ng/M ³	≤ 01	(IS 5182 (Part 12):2004
16.	Arsenic(As)	BDL	ng/M ³	≤ 06	AAS Method
17.	Nickel(Ni)	BDL	ng/M ³	≤ 20	AAS Method

Remark-

- All above results are within National Ambient Air Quality standards.
- BDL – Below Detectable Limit.

ANALYZED BY-

Shinde



AUTHORIZED SIGNATORY

Shinde

Terms and conditions

- The report is refer only to the sample tested and not applies to the bulk
- The results shown in this test report may differ based on various factors including temperature, humidity, pressure, retention time etc.
- The test report cannot be reproduced wholly or in part and cannot be used for promotional or publicity purpose without the written consent of laboratory, GESEC.
- Sam- ples will be retained for a period of seven (7) days after completion of analysis. Longer retention periods can be arranged, on request of the customer.
- We strictly maintain the confidentiality of all test result of sample(s) collected by us/ supplied by customer and not reveal to third party unless required by the statutory or legal requirement
- MoEF approved Lab by Govt. of India. From date 09/02/2017 to 08/02/2022.



Recognized by Ministry of Environment, Forest & Climate Change (MoEF) Govt. of India and ISO/IEC 17025:2005 (NASRI), ISO 9001:2015 and ENAS 10601:2001 Certified Company

TEST CERTIFICATE

Report No: GESEC/PRO/2020-21/12/414	Date of Report	22/12/2020
Client Name and Address: M/S. IPCA Laboratories Ltd H-4, MIDC, WALUJ, AURANGABAD 431136	Date of Sampling	11/12/2020 To 12/12/2020
	Start Date of Analysis	14/12/2020
	End Date of Analysis	21/12/2020
	Sample Details	Ambient Air
	Sample Location	Near Health Center
	Time of Sampling	14:40 HRS TO 14:40 HRS
Sample Collected By	Envirotech Research PVT. LTD.	

Ambient Air Analysis Report

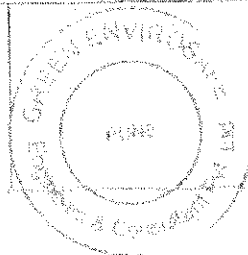
Sr. No.	Parameter	Result	Unit(s)	NAAQ Standards	Standard Method
1.	Ambient Temperature	25	°C		
2.	Dry Bulb Temperature	25	°C		
3.	Wet Bulb Temperature	20	°C		
4.	Relative Humidity	49	% RH		
5.	Sampling Duration	1440	Min		
6.	Sulphur Dioxide(SO ₂)	19.7	µg/M ³	≤ 80	(Modified West & Caeke Method)
7.	Oxides of Nitrogen(NO _x)	29.7	µg/M ³	≤ 80	(Jacob & Hocheiser's Method)
8.	Particulate Matter PM ₁₀	51.3	µg/M ³	≤ 100	NAAQS-V (I) Gravimetric Method)
9.	Particulate Matter PM _{2.5}	25.6	µg/M ³	≤ 60	(CPCB Gravimetric Method)
10.	Carbon Monoxide (CO)	0.54	mg/M ³	≤ 04	(Gas Chromatography Method)
11.	Ozone(O ₃)	5.6	µg/M ³	≤ 180	(NAAQS-V (I) Chemical Method)
12.	Lead (Pb)	BDL	µg/M ³	≤ 1.0	(NAAQS-V (I) AAS Method)
13.	Ammonia(NH ₃)	3.9	µg/M ³	≤ 400	(Nesslerization Method)
14.	Benzene(C ₆ H ₆)	BDL	µg/M ³	≤ 05	(NAAQS-V(II) G.C)
15.	Benzo(a)Pyrene(BaP)	BDL	ng/M ³	≤ 01	(IS 5182 (Part 12):2004)
16.	Arsenic(As)	BDL	ng/M ³	≤ 06	AAS Method
17.	Nickel(Ni)	BDL	ng/M ³	≤ 20	AAS Method

Remark-

- All above results are within National Ambient Air Quality standards.
- BDL - Below Detectable Limit.

ANALYZED BY-

[Signature]



AUTHORIZED SIGNATORY

[Signature]

Terms and conditions:

- The report is refer only to the sample tested and not applies to the bulk.
- The results shown in this test report may differ based on various factors including temperature, humidity, pressure, collection time etc.
- The test report cannot be reproduced wholly or in part and cannot be used for promotional or publicity purpose without the written consent of laboratory, GESEC.
- Samples will be returned for a period of seven (7) days after completion of analysis. Longer retention periods can be arranged, on request of the customer.
- We strictly maintain the confidentiality of all test results of sample(s) collected by us/ supplied by customer and not reveal to third party unless required by the statutory or legal requirement.
- MoEF recognized Lab by Govt of India. Valid date 09/07/2017 to 08/07/2022.



TEST CERTIFICATE

Report No: GESEC/PRO/2020-21/12/415	Date of Report	22/12/2020
Client Name and Address: M/S. IPCA Laboratories Ltd H-4, MIDC, WALUJ, AURANGABAD 431136	Date of Sampling	11/12/2020 To 12/12/2020
	Start Date of Analysis	14/12/2020
	End Date of Analysis	21/12/2020
	Sample Details	Ambient Air
	Sample Location	Plant 6 corner
	Time of Sampling	15:00 HRS TO 15:00 HRS
Sample Collected By	Envirotech Research PVT. LTD.	

Ambient Air Analysis Report


Sr. No.	Parameter	Result	Unit(s)	NAAQ Standards	Standard Method
1.	Ambient Temperature	25	°C		
2.	Dry Bulb Temperature	25	°C		
3.	Wet Bulb Temperature	20	°C		
4.	Relative Humidity	49	% RH		
5.	Sampling Duration	1440	Min		
6.	Sulphur Dioxide(SO ₂)	18.6	µg/M ³	≤ 80	(Modified West & Gaeke Method)
7.	Oxides of Nitrogen(NO _x)	28.4	µg/M ³	≤ 80	(Jacob & Hocheiser's Method)
8.	Particulate Matter PM ₁₀	50.1	µg/M ³	≤ 100	(NAAQS-V (I) Gravimetric Method)
9.	Particulate Matter PM _{2.5}	24.9	µg/M ³	≤ 60	(CPCB Gravimetric Method)
10.	Carbon Monoxide (CO)	0.51	mg/M ³	≤ 04	(Gas Chromatography Method)
11.	Ozone(O ₃)	5.0	µg/M ³	≤ 180	(NAAQS-V (I) Chemical Method)
12.	Lead (Pb)	BDL	µg/M ³	≤ 1.0	(NAAQS-V (I) AAS Method)
13.	Ammonia(NH ₃)	3.5	µg/M ³	≤ 400	(Nesslerization Method)
14.	Benzene(C ₆ H ₆)	BDL	µg/M ³	≤ 05	(NAAQS-VIII) G.C)
15.	Benzo(a)Pyrene(BaP)	BDL	ng/M ³	≤ 01	(IS 5182 (Part 12):2004
16.	Arsenic(As)	BDL	ng/M ³	≤ 06	AAS Method
17.	Nickel(Ni)	BDL	ng/M ³	≤ 20	AAS Method

Remark-

- All above results are within National Ambient Air Quality standards.
- BDL – Below Detectable Limit.

ANALYZED BY-

Shalbe



AUTHORIZED SIGNATORY

Shalbe

Terms and conditions

- The report is refer only to the sample tested and not applies to the bulk.
- The result shown in this test report may differ based on various factors including temperature, humidity, pressure, retention time etc.
- The test report cannot be reproduced wholly or in part and cannot be used for promotional or publicity purpose without the written consent of laboratory, GESEC.
- samples will be retained for a period of seven (7) days after completion of analysis. Longer retention periods can be arranged, on request of the customer.
- We strictly maintain the confidentiality of all test result of sample(s) collected by us/ supplied by customer and not reveal to third party unless required by the statutory or legal requirement.
- MoEF approved lab by Govt. of India. From date 09/01/2017 to 09/02/2022



GREEN ENVIROSAFE

Engineers & Consultant Pvt Ltd.

Survey No: 1405/06, Mayur Residency, Shop No:16, 2nd Floor, Saraswadi, 1st Stage, Pune-411001

Mob-4 9649948820 | E-mail:green12@gmail.com | www.greenenvirosafe.co.in

CIN No. : U74900PN2013PTC149886

Recognised by Ministry of Environment, Forest & Climate Change (MoEF) Govt. of India and ISO/IEC 17025:2015 (NABL), ISO 9001:2015 and OHSAS 18001:2007 Certified Company

TEST CERTIFICATE

Report No: GESEC/PRO/2020-21/12/416	Date of Report	22/12/2020
Client Name and Address: M/S. IPCA Laboratories Ltd H-4, MIDC, WALUJ, AURANGABAD 431136	Date of Sampling	15/12/2020
	Start Date of Analysis	16/12/2020
	End Date of Analysis	21/12/2020
	Sample Location	Boiler STACK Emission (MR - 13422)
	Sample Details	Stack
	Time of Sampling	16:30Hrs to 17:00Hrs
Sample Collected By	Envirotech Research PVT. LTD.	

Source Emission Analysis Report

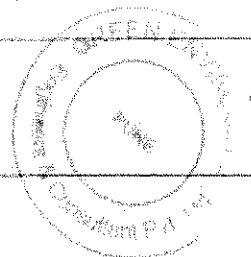
Sr. No.	Parameter	Result	Unit(s)	Limits As Per MPCB Consent
1.	Material of Stack	MS	--	
2.	Stack Height from G.L.	36	Mtr.	
3.	Type of Stack	ROUND	--	
4.	Sampling Duration	30	Min.	
5.	Flue Gas Temperature	411	°K	
6.	Differential Pressure	4.7	mmWG	
7.	Velocity	8.4	M/s	
8.	Diameter of Stack	1.2	Mtr.	
9.	Stack Area	1.1304	M ²	
10.	Gas Volume	24885.9	NM ³ /Hr	
11.	Particulate Matter	51.7	mg/NM ³	≤ 150
12.	Sulphur Dioxide (SO ₂)	39.5	mg/NM ³	--
13.	Sulphur Dioxide (SO ₂)	4.17	Kg/day	
14.	Oxide of Nitrogen (NO _x)	20.3	mg/NM ³	N.S.
15.	Acid Mist	BDL		
16.	Fuel Type	Coal	--	
17.	Fuel Consumption	1250	Kg/Hr	

Remark(s):

- All above results are well within MPCB Limit.
- N.S.: - Not Specified.

ANALYZED BY-

Shaloo



AUTHORIZED SIGNATORY-

Shaloo

Terms and conditions

- The report is refer only to the sample tested and not applies to the bulk
- The results shown in this test report may differ based on various factors including temperature, humidity, pressure, retention time etc.
- The test report cannot be reproduced wholly or in part and cannot be used for promotional or publicity purpose without the written consent of laboratory. GESEC
- Samples will be retained for a period of seven (7) days after completion of analysis. Longer retention periods can be arranged, on request of the customer.
- We strictly maintain the confidentiality of all test result of sample(s) collected by us/ supplied by customer and not reveal to third party unless required by the statutory or legal requirement
- MoEF approved Lab by Govt. of India. From date 09/02/2017 to 08/02/2022.

**GREEN ENVIROS SAFE**

Engineers & Consultant Pvt Ltd. CIN No : U74300PN2010PTC149666

Survey No: 140508, Mayap Residency, Shop No-10, 3rd Floor, Sangawadi, Nr-Shani, Pune-411027

Mob: + 919894620 | E-mail: gesec10@gmail.com | www.greenenvirosafe.co.in

Recognized by Ministry of Environment, Forest & Climate Change (MoEF) Govt. of India and ISO/IEC 17025:2005 (NASL), ISO 9001:2015 and OHSAS 18001:2007 Certified Company

TEST CERTIFICATE

Report No: GESEC/PRO/2020-21/11/160	Date of Report	21/11/2020
Client Name and Address: M/S. IPCA Laboratories Ltd H-4, MIDC, WALUJ, AURANGABAD 431136	Date of Sampling	12/11/2020 To 13/11/2020
	Start Date of Analysis	14/11/2020
	End Date of Analysis	20/11/2020
	Sample Details	Ambient Air
	Sample Location	Near plant I & II
	Time of Sampling	13:00 HRS TO 13:00HRS
Sample Collected By	Envirotech Research PVT. LTD.	

Ambient Air Analysis Report


Sr. No.	Parameter	Result	Unit(s)	NAAQ Standards	Standard Method
1.	Ambient Temperature	23	°C		
2.	Dry Bulb Temperature	23	°C		
3.	Wet Bulb Temperature	18	°C		
4.	Relative Humidity	57	% RH		
5.	Sampling Duration	1440	Min		
6.	Sulphur Dioxide(SO ₂)	19.8	µg/M ³	≤ 80	(Modified West & Gaeke Method)
7.	Oxides of Nitrogen(NO ₂)	28.5	µg/M ³	≤ 80	(Jacob & Hocheiser's Method)
8.	Particulate Matter PM ₁₀	51.2	µg/M ³	≤ 100	NAAQS-V (I) Gravimetric Method)
9.	Particulate Matter PM _{2.5}	25.3	µg/M ³	≤ 60	(CPCB Gravimetric Method)
10.	Carbon Monoxide (CO)	0.56	mg/M ³	≤ 04	(Gas Chromatography Method)
11.	Ozone(O ₃)	5.8	µg/M ³	≤ 180	(NAAQS-V (I) Chemical Method)
12.	Lead (Pb)	BDL	µg/M ³	≤ 1.0	(NAAQS-V (I) AAS Method)
13.	Ammonia(NH ₃)	3.9	µg/M ³	≤ 400	(Nesslerization Method)
14.	Benzene(C ₆ H ₆)	BDL	µg/M ³	≤ 05	(NAAQS-V(II) G,C)
15.	Benzo(a)Pyrene(BaP)	BDL	ng/M ³	≤ 01	(IS 5182 (Part 12):2004
16.	Arsenic(As)	BDL	ng/M ³	≤ 06	AAS Method
17.	Nickel(Ni)	BDL	ng/M ³	≤ 20	AAS Method

Remark-

- All above results are within National Ambient Air Quality standards.
- BDL – Below Detectable Limit.

ANALYZED BY-

AUTHORIZED SIGNATORY

**Terms and conditions**

1. The report is refer only to the sample tested and not applies to the bulk.
2. The results shown in this test report may differ based on various factors including temperature, humidity, pressure, retention time etc.
3. The test report cannot be reproduced wholly or in part and cannot be used for promotional or publicity purpose without the written consent of laboratory, GESEC.
4. Samples will be retained for a period of seven (7) days after completion of analysis. Longer retention periods can be arranged, on request of the customer.
5. We strictly maintain the confidentiality of all test result of sample(s) collected by us/ supplied by customer and not reveal to third party unless required by the statutory or legal requirement.
6. MoEF approved Lab by Govt. of India: From date 09/02/2017 to 08/02/2022.

**GREEN ENVIROSAFE**

Engineers & Consultant Pvt Ltd.

B-105/05, (Main Residency Shop front), 3rd Floor, Somnagar, Thane-412005

Mob + 9645084020 | E-mail: geseec12@gmail.com | www.greenenvirosafe.co.in

CIN No : U74900PN2012FTC149656

Recognised by Ministry of Environment, Forest & Climate Change (MoEF) Govt. of India and ISO/IEC 17025:2005 (NABL), ISO 9001:2015 and OHSAS 18001:2007 Certified Company

TEST CERTIFICATE

Report No: GESEC/PRO/2020-21/11/161	Date of Report	21/11/2020
Client Name and Address: M/S. IPCA Laboratories Ltd H-4, MIDC, WALUJ, AURANGABAD 431136	Date of Sampling	12/11/2020 To 13/11/2020
	Start Date of Analysis	14/11/2020
	End Date of Analysis	20/11/2020
	Sample Details	Ambient Air
	Sample Location	Near Health Center
	Time of Sampling	13:10 HRS TO 13:10 HRS
Sample Collected By	Envirotech Research PVT. LTD.	

Ambient Air Analysis Report

Sr. No.	Parameter	Result	Unit(s)	NAAQ Standards	Standard Method
1.	Ambient Temperature	23	°C		
2.	Dry Bulb Temperature	23	°C		
3.	Wet Bulb Temperature	18	°C		
4.	Relative Humidity	57	% RH		
5.	Sampling Duration	1440	Min		
6.	Sulphur Dioxide(SO ₂)	19.5	µg/M ³	≤ 80	(Modified West & Gaeke Method)
7.	Oxides of Nitrogen(NO ₂)	27.9	µg/M ³	≤ 80	(Jacob & Hocheiser's Method)
8.	Particulate Matter PM ₁₀	50.3	µg/M ³	≤ 100	NAAQS-V (I) Gravimetric Method)
9.	Particulate Matter PM _{2.5}	24.5	µg/M ³	≤ 60	(CPCB Gravimetric Method)
10.	Carbon Monoxide (CO)	0.51	mg/M ³	≤ 04	(Gas Chromatography Method)
11.	Ozone(O ₃)	5.2	µg/M ³	≤ 180	(NAAQS-V (I) Chemical Method)
12.	Lead (Pb)	BDL	µg/M ³	≤ 1.0	(NAAQS-V (I) AAS Method)
13.	Ammonia(NH ₃)	3.6	µg/M ³	≤ 400	(Nesslerization Method)
14.	Benzene(C ₆ H ₆)	BDL	µg/M ³	≤ 05	(NAAQS-V(II) G,C)
15.	Benzo(a)Pyrene(BaP)	BDL	ng/M ³	≤ 01	(IS 5182 (Part 12):2004
16.	Arsenic(As)	BDL	ng/M ³	≤ 06	AAS Method
17.	Nickel(Ni)	BDL	ng/M ³	≤ 20	AAS Method

Remark-

- > All above results are within National Ambient Air Quality standards.
- > BDL – Below Detectable Limit.

ANALYZED BY-**AUTHORIZED SIGNATORY****Terms and conditions**

- The report is refer only to the sample tested and not applies to the bulk.
- The results shown in this test report may differ based on various factors including temperature, humidity, pressure, retention time etc.
- The test report cannot be reproduced wholly or in part and cannot be used for promotional or publicity purpose without the written consent of laboratory, GESEC.
- Samples will be retained for a period of seven (7) days after completion of analysis. Longer retention periods can be arranged, on request of the customer.
- We strictly maintain the confidentiality of all test result of sample(s) collected by us/ supplied by customer and not reveal to third party unless required by the statutory or legal requirement.
- MoEF approved Lab by Govt. of India. From date 09/02/2017 to 08/02/2022.

**GREEN ENVIROSAFE**

Engineers & Consultant Pvt Ltd. CIN No : U74900PN2010PTC148666

Survey No: 1405/06, Mayan Park, Shy: No-11, 5th Floor, Sanswadi, Ist-Strukt, Phase-1 (20)
Mob: + 9145004800 | E-mail: geeco@geeco.com | www.geeco.com

Recognized by Ministry of Environment, Forest & Climate Change (MoEF) Govt. of India and ISO/IEC 17025:2005 (NABL), ISO 9001:2015 and DINAS 18001:2007 Certified Company.

GESEC



TEST CERTIFICATE					
Report No: GESEC/PRO/2020-21/11/162		Date of Report		21/11/2020	
Client Name and Address: M/S. IPCA Laboratories Ltd H-4, MIDC, WALUJ, AURANGABAD 431136		Date of Sampling		12/11/2020 To 13/11/2020	
		Start Date of Analysis		14/11/2020	
		End Date of Analysis		20/11/2020	
		Sample Details		Ambient Air	
		Sample Location		Plant 6 corner	
		Time of Sampling		13:20 HRS TO 13:20 HRS	
Sample Collected By		Envirotech Research PVT. LTD.			
Ambient Air Analysis Report					
Sr. No.	Parameter	Result	Unit(s)	NAAQ Standards	Standard Method
1.	Ambient Temperature	23	°C		
2.	Dry Bulb Temperature	23	°C		
3.	Wet Bulb Temperature	18	°C		
4.	Relative Humidity	57	% RH		
5.	Sampling Duration	1440	Min		
6.	Sulphur Dioxide(SO ₂)	19.1	µg/M ³	≤ 80	(Modified West & Gaeke Method)
7.	Oxides of Nitrogen(NO ₂)	27.4	µg/M ³	≤ 80	(Jacob & Hocheiser's Method)
8.	Particulate Matter PM ₁₀	48.6	µg/M ³	≤ 100	NAAQS-V (I) Gravimetric Method)
9.	Particulate Matter PM _{2.5}	23.8	µg/M ³	≤ 60	(CPCB Gravimetric Method)
10.	Carbon Monoxide (CO)	0.47	mg/M ³	≤ 04	(Gas Chromatography Method)
11.	Ozone(O ₃)	4.9	µg/M ³	≤ 180	(NAAQS-V (I) Chemical Method)
12.	Lead (Pb)	BDL	µg/M ³	≤ 1.0	(NAAQS-V (I) AAS Method)
13.	Ammonia(NH ₃)	3.2	µg/M ³	≤ 400	(Nesslerization Method)
14.	Benzene(C ₆ H ₆)	BDL	µg/M ³	≤ 05	(NAAQS-V(III) G,C)
15.	Benzo(a)Pyrene(BaP)	BDL	ng/M ³	≤ 01	(IS 5182 (Part 12):2004
16.	Arsenic(As)	BDL	ng/M ³	≤ 06	AAS Method
17.	Nickel(Ni)	BDL	ng/M ³	≤ 20	AAS Method
Remark-					
➤ All above results are within National Ambient Air Quality standards.					
➤ BDL – Below Detectable Limit.					
ANALYZED BY-			AUTHORIZED SIGNATORY		

Terms and conditions

- The report is refer only to the sample tested and not applies to the bulk.
- The results shown in this test report may differ based on various factors including temperature, humidity, pressure, retention time etc.
- The test report cannot be reproduced wholly or in part and cannot be used for promotional or publicity purpose without the written consent of laboratory, GESEC.
- Samples will be retained for a period of seven (7) days after completion of analysis. Larger retention periods can be arranged, on request of the customer.
- We strictly maintain the confidentiality of all test result of sample(s) collected by us/ supplied by customer and not reveal to third party unless required by the statutory or legal requirement.
- MoEF approved Lab by Govt. of India, From date 09/02/2017 to 08/02/2022.



GESEC

TEST CERTIFICATE							
Report No: GESEC/PRO/2020-21/11/164			Date of Report		21/11/2020		
Client Name and Address: M/S. IPCA Laboratories Ltd H-4, MIDC, WALUJ, AURANGABAD 431136			Date of Sampling		12/11/2020 To 13/11/2020		
			Sample Details		Noise For 24 Hours		
			Sample location		BOILER AREA		
Sample Collected By			Envirotech Research PVT. LTD.				
Noise Monitoring Report							
Date	Timing	Result dB(A)	Date	Timing	Result dB(A)	Unit	CPCB Standards dB(A)
13/11/2020	06.00	64.2	12/11/2020	18.00	64.1	dB(A)	75/70
13/11/2020	07.00	67.1	12/11/2020	19.00	65.5	dB(A)	
13/11/2020	08.00	65.6	12/11/2020	20.00	66.0	dB(A)	
13/11/2020	09.00	66.0	12/11/2020	21.00	62.1	dB(A)	
13/11/2020	10.00	63.1	12/11/2020	22.00	61.9	dB(A)	
13/11/2020	11.00	62.0	12/11/2020	23.00	63.0	dB(A)	
13/11/2020	12.00	61.9	12/11/2020	24.00	64.1	dB(A)	
12/11/2020	13.00	65.2	13/11/2020	01.00	65.2	dB(A)	
12/11/2020	14.00	64.1	13/11/2020	02.00	63.4	dB(A)	
12/11/2020	15.00	63.0	13/11/2020	03.00	62.0	dB(A)	
12/11/2020	16.00	62.1	13/11/2020	04.00	61.9	dB(A)	
12/11/2020	17.00	61.9	13/11/2020	05.00	62.4	dB(A)	
Day Time Leq		63.87					
Night Time Leq		63.12					
Remark- > All above Noise level results are within Central Pollution Control Board Standards limit. > Day/Night -75/70 dB.							
ANALYZED BY-				AUTHORIZED SIGNATORY			
							

Terms and conditions

- The report is refer only to the sample tested and not applies to the bulk.
- The results shown in this test report may differ based on various factors including temperature, humidity, pressure, retention time etc.
- The test report cannot be reproduced wholly or in part and cannot be used for promotional or publicity purpose without the written consent of laboratory, GESEC.
- Samples will be retained for a period of seven (7) days after completion of analysis. Longer retention periods can be arranged, on request of the customer.
- We strictly maintain the confidentiality of all test result of sample(s) collected by us/ supplied by customer and not reveal to third party unless required by the statutory or legal requirement.
- MoEF approved Lab by Govt. of India. From date 09/01/2017 to 08/07/2023.



GREEN ENVIROSAFE

Engineers & Consultant Pvt Ltd. Div No. 1174900P/2013PTC149656

Survey No: 1405/00, Mayur, Residency, Shop-14a, 14b, 2nd Floor, Sanakhedi-7th-Shirur, Fardis-A1925

Mob: 9042054000 | Email: gesec@greenenvirosafe.com | www.greenenvirosafe.com

Recognised by Ministry of Environment, Forest & Climate Change (MoEF) Govt. of India and ISO/IEC 17025:2005 (NABL), ISO 9001:2015 and OHSAS 18001:2007 Certified Company

GESEC

TEST CERTIFICATE

Report No: GESEC/PRO/2020-21/11/165	Date of Report	21/11/2020
Client Name and Address: M/S. IPCA Laboratories Ltd H-4, MIDC, WALUJ, AURANGABAD 431136	Date of Sampling	12/11/2020 To 13/11/2020
	Sample Details	Noise For 24 Hours
	Sample location	NEAR ETP
Sample Collected By	Envirotech Research PVT. LTD.	

Noise Monitoring Report

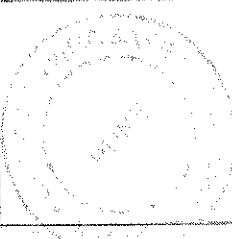
Date	Timing	Result dB(A)	Date	Timing	Result dB(A)	Unit	CPCB Standards dB(A)	
13/11/2020	06.00	64.1	12/11/2020	18.00	66.0	dB(A)	75/70	
13/11/2020	07.00	63.0	12/11/2020	19.00	63.1	dB(A)		
13/11/2020	08.00	62.5	12/11/2020	20.00	62.9	dB(A)		
13/11/2020	09.00	66.2	12/11/2020	21.00	64.1	dB(A)		
13/11/2020	10.00	65.6	12/11/2020	22.00	63.6	dB(A)		
13/11/2020	11.00	66.1	12/11/2020	23.00	65.5	dB(A)		
13/11/2020	12.00	63.9	12/11/2020	24.00	66.0	dB(A)		
12/11/2020	13.00	65.6	13/11/2020	01.00	62.1	dB(A)		
12/11/2020	14.00	66.0	13/11/2020	02.00	61.0	dB(A)		
12/11/2020	15.00	63.1	13/11/2020	03.00	62.4	dB(A)		
12/11/2020	16.00	62.5	13/11/2020	04.00	60.1	dB(A)		
12/11/2020	17.00	64.1	13/11/2020	05.00	63.2	dB(A)		
Day Time Leq		64.26						
Night Time Leq		63.11						

Remark-

- > All above Noise level results are within Central Pollution Control Board Standards limit.
- > Day/Night -75/70 dB.

ANALYZED BY-

H. H. H. H.



AUTHORIZED SIGNATORY

H. H. H. H.

Terms and conditions

- The report is refer only to the sample tested and not applies to the bulk.
- The results shown in this test report may differ based on various factors including temperature, humidity, pressure, retention time etc.
- The test report cannot be reproduced wholly or in part and cannot be used for promotional or publicity purpose without the written consent of laboratory, GESEC.
- Samples will be retained for a period of seven (7) days after completion of analysis. Longer retention periods can be arranged, on request of the customer.
- We strictly maintain the confidentiality of all test result of sample(s) collected by us/ supplied by customer and not reveal to third party unless required by the statutory or legal requirement.
- MoEF approved Lab by Govt. of India. From date 09/02/2017 to 08/02/2022.



GREEN ENVIROSAFE

Engineers & Consultant Pvt Ltd. CIN No. U74900PH3013F1C149668

Survey No-143506, Mayur Residency, Shop No-18, 2nd Floor, Ganayyad, Tal-Shirur, Dist-41022

Mob-9045094620 | E-mail:gesec13@gmail.com | www.greenenvirosafe.co.in

Recognised by Ministry of Environment, Forest & Climate Change (MoEF) Govt. of India and ISO/IEC 17025:2005 (NABL), ISO 9001:2015 and ENCAS 18001:2007 Certified Company

SEWC

TEST CERTIFICATE

Report No: GESEC/PRO/2020-21/11/166	Date of Report	21/11/2020
Client Name and Address: M/S. IPCA Laboratories Ltd H-4, MIDC, WALUJ, AURANGABAD 431136	Date of Sampling	12/11/2020 To 13/11/2020
	Sample Details	Noise For 24 Hours
	Sample location	MANUFACTURING AREA
Sample Collected By	Envirotech Research PVT. LTD.	

Noise Monitoring Report

Date	Timing	Result dB(A)	Date	Timing	Result dB(A)	Unit	CPCB Standards dB(A)	
13/11/2020	06.00	60.0	12/11/2020	18.00	67.1	dB(A)	75/70	
13/11/2020	07.00	64.1	12/11/2020	19.00	63.6	dB(A)		
13/11/2020	08.00	65.5	12/11/2020	20.00	64.1	dB(A)		
13/11/2020	09.00	66.0	12/11/2020	21.00	62.9	dB(A)		
13/11/2020	10.00	67.1	12/11/2020	22.00	63.0	dB(A)		
13/11/2020	11.00	65.5	12/11/2020	23.00	62.2	dB(A)		
13/11/2020	12.00	64.1	12/11/2020	24.00	64.1	dB(A)		
12/11/2020	13.00	67.1	13/11/2020	01.00	63.2	dB(A)		
12/11/2020	14.00	66.0	13/11/2020	02.00	60.1	dB(A)		
12/11/2020	15.00	64.7	13/11/2020	03.00	62.4	dB(A)		
12/11/2020	16.00	65.5	13/11/2020	04.00	61.9	dB(A)		
12/11/2020	17.00	66.2	13/11/2020	05.00	63.4	dB(A)		
Day Time Leq		64.85						
Night Time Leq		62.26						

Remark-

- All above Noise level results are within Central Pollution Control Board Standards limit.
- Day/Night -75/70 dB.

ANALYZED BY-

Chaloo



AUTHORIZED SIGNATORY

Harde

Terms and conditions

- The report is refer only to the sample tested and not applies to the bulk.
- The results shown in this test report may differ based on various factors including temperature, humidity, pressure, retention time etc.
- The test report cannot be reproduced wholly or in part and cannot be used for promotional or publicity purpose without the written consent of laboratory, GESEC.
- Samples will be retained for a period of seven (7) days after completion of analysis. Longer retention periods can be arranged, on request of the customer.
- We strictly maintain the confidentiality of all test result of sample(s) collected by us/ supplied by customer and not reveal to third party unless required by the statutory or legal requirement.
- MoEF approved Lab by Govt. of India. From date 06/02/2017 to 08/02/2022.



TEST CERTIFICATE

Report No: GESEC/PRO/2020-21/11/223	Date of Report	21/11/2020
Client Name and Address: M/s. IPCA Laboratories Ltd, H-4, MIDCWaluj, Aurangabad-431136	Date of Sampling	13/11/2020
	Start Date of Analysis	17/11/2020
	End Date of Analysis	20/11/2020
	Sample Details	ETP UNTREATED
	Nature of sample	Liquid
Sample Collected By	Envirotech Research PVT. LTD.	

Water Analysis Report

Sr. No.	Parameter	Result	Unit(s)	Standard Method
Physical Parameter				
1.	Total Suspended Solid	190	mg/lit	APHA 2540-D
Chemical Parameter				
2.	pH	7.01	-	APHA 4500-H ⁺
3.	BOD at 27°C for 3 days	2493	mg/lit	APHA 5210 B
4.	Oil and grease	2	mg/lit	APHA 5520 B
5.	COD	7480	mg/lit	APHA 5220 B
6.	Sulphide	0.03	mg/lit	APHA 4500 SO ₄ ²⁻ E
7.	Nitrate as N	9.59	mg/lit	APHA 4500 Cl ⁻ B
8.	Arsenic	BDL	mg/lit	AAS Method
9.	Hexavalent Chromium	BDL	mg/lit	AAS Method
10.	Total Chromium	BDL	mg/lit	AAS Method
11.	Lead	BDL	mg/lit	AAS Method
12.	Cynideas CN	BDL	mg/lit	AAS Method
13.	Zinc	BDL	mg/lit	AAS Method
14.	Mercury	BDL	mg/lit	AAS Method
15.	Copper	BDL	mg/lit	AAS Method
16.	Nickel	BDL	mg/lit	AAS Method
17.	Phenolics	BDL	mg/lit	IS 3025 (Part 43): 1992
ANALYZED BY-		AUTHORIZED SIGNATORY		

Terms and conditions

- The report is refer only to the sample tested and not applies to the bulk.
- The results shown in this test report may differ based on various factors including temperature, humidity, pressure, retention time etc.
- The test report cannot be reproduced wholly or in part and cannot be used for promotional or publicity purpose without the written consent of laboratory, GESEC.
- Samples will be retained for a period of seven (7) days after completion of analysis. Longer retention periods can be arranged, on request of the customer.
- We strictly maintain the confidentiality of all test result of sample(s) collected by us/ supplied by customer and not reveal to third party unless required by the statutory or legal requirement.
- MoEF approved lab by Govt. of India, From date: 09/02/2017 to 08/02/2022



TEST CERTIFICATE

Report No: GESEC/PRO/2020-21/11/224	Date of Report	21/11/2020
Client Name and Address: M/s. IPCA Laboratories Ltd. H-4, MIDC Waluj, Aurangabad-431136	Date of Sampling	19/11/2020
	Start Date of Analysis	17/11/2020
	End Date of Analysis	20/11/2020
	Sample Details	ETP TREATED
	Nature of sample	Liquid
Sample Collected By	Envirotech Research PVT. LTD.	

Water Analysis Report

Sr. No.	Parameter	Result	MPCB Limits	Unit(s)	Standard Method
Physical Parameter					
1.	Total Suspended Solid	18	100	mg/lit	APHA 2540-D
Chemical Parameter					
2.	pH	7.6	6.5-8.5	--	APHA 4500-H ⁺
3.	BOD at 27°C for 3 days	20	100	mg/lit	APHA 5210 B
4.	Oil and grease	BDL	10	mg/lit	APHA 5520 B
5.	COD	60	250	mg/lit	APHA 5220 B
6.	Sulphide	BDL	2.0	mg/lit	APHA 4500 SO ₃ E
7.	Nitrate as N	3.98	10	mg/lit	APHA 4500 Cl B
8.	Arsenic	BDL	0.2	mg/lit	AAS Method
9.	Hexavalent Chromium	BDL	0.1	mg/lit	AAS Method
10.	Total Chromium	BDL	1.0	mg/lit	AAS Method
11.	Lead	BDL	0.1	mg/lit	AAS Method
12.	Cynideas CN	BDL	0.2	mg/lit	AAS Method
13.	Zinc	BDL	0.5	mg/lit	AAS Method
14.	Mercury	BDL	0.01	mg/lit	AAS Method
15.	Copper	BDL	2.0	mg/lit	AAS Method
16.	Nickel	BDL	2.0	mg/lit	AAS Method
17.	Phenolics	BDL	5.0	mg/lit	IS 3025 (Part 43): 1992
18.	Bioassay	100% Effluent concentration shows 100% survival after 96 hours of analysis	Test should show 90% survival in 96 hrs,	%	APHA 8010

Remark(s):

ANALYZED BY-

M. K. Patil

AUTHORIZED SIGNATORY

P. K. Patil

Terms and conditions

- The report is refer only to the sample tested and not applies to the bulk.
- The results shown in this test report may differ based on various factors including temperature, humidity, pressure, retention time etc.
- The test report cannot be reproduced wholly or in part and cannot be used for promotional or publicity purpose without the written consent of laboratory, GESEC.
- Samples will be retained for a period of seven (7) days after completion of analysis. Longer retention periods can be arranged, on request of the customer.
- We strictly maintain the confidentiality of all test result of sample(s) collected by us/ supplied by customer and not reveal to third party unless required by the statutory or legal requirement.
- MoEF approved lab by Govt. of India from date: 09/02/2017 to 08/02/2022.



TEST CERTIFICATE

Report No: GESEC/PRO/2020-21/11/163	Date of Report	21/11/2020
Client Name and Address: M/S. IPCA Laboratories Ltd H-4, MIDC, WALUJ, AURANGABAD 431136	Date of Sampling	13/11/2020
	Start Date of Analysis	14/11/2020
	End Date of Analysis	20/11/2020
	Sample Location	Boiler STACK Emission (MR – 13422)
	Sample Details	Stack
	Time of Sampling	13:30Hrs to 14:00Hrs
Sample Collected By	Envirotech Research PVT. LTD.	

Source Emission Analysis Report


Sr. No.	Parameter	Result	Unit(s)	Limits As Per MPCB Consent
1.	Material of Stack	MS	--	
2.	Stack Height from G.L.	36	Mtr.	
3.	Type of Stack	ROUND	--	
4.	Sampling Duration	30	Min.	
5.	Flue Gas Temperature	409	^o K	
6.	Differential Pressure	4.7	mmWG	
7.	Velocity	8.3	M/s	
8.	Diameter of Stack	1.2	Mtr.	
9.	Stack Area	1.1304	M ²	
10.	Gas Volume	24686.7	NM ³ /Hr	
11.	Particulate Matter	38.2	mg/NM ³	≤ 150
12.	Sulphur Dioxide (SO ₂)	35.4	mg/NM ³	--
13.	Sulphur Dioxide (SO ₂)	20.9	Kg/day	
14.	Oxide of Nitrogen (NO _x)	16.5	mg/NM ³	N.S.
15.	Acid Mist	BDL		
16.	Fuel Type	Coal	--	
17.	Fuel Consumption	1250	Kg/Hr	

Remark(s):

- All above results are well within MPCB Limit.
- N.S.: - Not Specified.

ANALYZED BY-

Shaloo



AUTHORIZED SIGNATORY-

Shaloo

Terms and conditions

- The report is refer only to the sample tested and not applies to the bulk.
- The results shown in this test report may differ based on various factors including temperature, humidity, pressure, retention time etc.
- The test report cannot be reproduced wholly or in part and cannot be used for promotional or publicity purpose without the written consent of laboratory, GESEC.
- Samples will be retained for a period of seven (7) days after completion of analysis. Longer retention periods can be arranged, on request of the customer.
- We strictly maintain the confidentiality of all test result of sample(s) collected by us/ supplied by customer and not reveal to third party unless required by the statutory or legal requirement.
- MoEF approved Lab by Govt. of India. From date 09/02/2017 to 08/02/2022



TEST CERTIFICATE

Report No: GESEC/PRO/2020-21/10/136	Date of Report	22/10/2020
Client Name and Address: M/S. IPCA Laboratories Ltd H-4, MIDC, WALUJ, AURANGABAD 431136	Date of Sampling	14/10/2020 To 15/10/2020
	Start Date of Analysis	16/10/2020
	End Date of Analysis	21/10/2020
	Sample Details	Ambient Air
	Sample Location	Near plant I & II
	Time of Sampling	11:00 HRS TO 11:00HRS
Sample Collected By	Envirotech Research PVT. LTD.	

Ambient Air Analysis Report

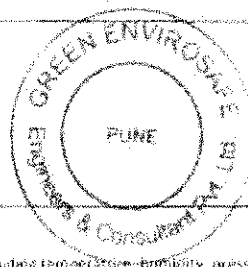
Sr. No.	Parameter	Result	Unit(s)	NAAQ Standards	Standard Method
1.	Ambient Temperature	25	°C		
2.	Dry Bulb Temperature	25	°C		
3.	Wet Bulb Temperature	20	°C		
4.	Relative Humidity	70	% RH		
5.	Sampling Duration	1440	Min		
6.	Sulphur Dioxide(SO ₂)	20.3	µg/M ³	≤ 80	(Modified West & Gaeke Method)
7.	Oxides of Nitrogen(NO _x)	29.5	µg/M ³	≤ 80	(Jacob & Hochheiser's Method)
8.	Particulate Matter PM ₁₀	52.9	µg/M ³	≤ 100	(NAAQS-V (I) Gravimetric Method)
9.	Particulate Matter PM _{2.5}	25.4	µg/M ³	≤ 60	(CPCB Gravimetric Method)
10.	Carbon Monoxide (CO)	0.53	mg/M ³	≤ 04	(Gas Chromatography Method)
11.	Ozone(O ₃)	5.7	µg/M ³	≤ 180	(NAAQS-V (I) Chemical Method)
12.	Lead (Pb)	BDL	µg/M ³	≤ 1.0	(NAAQS-V (I) AAS Method)
13.	Ammonia(NH ₃)	3.6	µg/M ³	≤ 400	(Nesslerization Method)
14.	Benzene(C ₆ H ₆)	BDL	µg/M ³	≤ 05	(NAAQS-V(II) G.C)
15.	Benzo(a)Pyrene(BaP)	BDL	ng/M ³	≤ 01	(IS 5182 (Part 12):2004
16.	Arsenic(As)	BDL	ng/M ³	≤ 06	AAS Method
17.	Nickel(Ni)	BDL	ng/M ³	≤ 20	AAS Method

Remark-

- All above results are within National Ambient Air Quality standards.
- BDL -- Below Detectable Limit.

ANALYZED BY-

[Signature]



AUTHORIZED SIGNATORY

[Signature]

Terms and conditions

- The report is valid only to the sample tested and not applies to the bulk.
- The results shown in this test report may differ based on various factors including temperature, humidity, pressure, retention time etc.
- The test report cannot be reproduced wholly or in part and cannot be used for promotional or publicity purpose without the written consent of laboratory, GESEC.
- Samples will be retained for a period of seven (7) days after completion of analysis. Longer retention periods can be arranged, on request of the customer.
- We strictly maintain the confidentiality of all test result of sample(s) collected by us/supplied by customer and not reveal to third party unless required by the statutory or legal requirement.
- MoEF approved ISO by Govt. of India. From date 09/01/2017 to 08/02/2022.

**GREEN ENVIROSAFE**

Engineers & Consultant Pvt Ltd.

Survey No: 1402/00, Marine Residency Group (D-15), 2nd Floor, Surajwadi, 4th Street, Pune-41200

Mob:- 9515044620 | Email:gesec12@gmail.com | www.greenenvirosafe.com

CIN No : U74900PN2013PTC149866

Recognized by Ministry of Environment, Forest & Climate Change (MoEF) Govt. of India and ISO/IEC 17025:2005 (NABL), ISO 9001:2015 and OHSAS 18001:2007 Certified Company

TEST CERTIFICATE

Report No: GESEC/PRO/2020-21/10/137	Date of Report	22/10/2020
Client Name and Address: M/S. IPCA Laboratories Ltd H-4, MIDC, WALUJ, AURANGABAD 431136	Date of Sampling	14/10/2020 To 15/10/2020
	Start Date of Analysis	16/10/2020
	End Date of Analysis	21/10/2020
	Sample Details	Ambient Air
	Sample Location	Near Health Center
	Time of Sampling	11:10 HRS TO 11:30 HRS
Sample Collected By	Envirotech Research PVT. LTD.	


Ambient Air Analysis Report

Sr. No.	Parameter	Result	Unit(s)	NAAQ Standards	Standard Method
1.	Ambient Temperature	25	°C		
2.	Dry Bulb Temperature	25	°C		
3.	Wet Bulb Temperature	20	°C		
4.	Relative Humidity	70	% RH		
5.	Sampling Duration	1440	Min		
6.	Sulphur Dioxide(SO ₂)	19.6	µg/M ³	≤ 80	(Modified West & Gaeke Method)
7.	Oxides of Nitrogen(NO _x)	29.1	µg/M ³	≤ 80	(Jacob & Hocheiser's Method)
8.	Particulate Matter PM ₁₀	52.3	µg/M ³	≤ 100	NAAQS-V (I) Gravimetric Method)
9.	Particulate Matter PM _{2.5}	24.9	µg/M ³	≤ 60	(CPCB Gravimetric Method)
10.	Carbon Monoxide (CO)	0.50	mg/M ³	≤ 04	(Gas Chromatography Method)
11.	Ozone(O ₃)	5.4	µg/M ³	≤ 180	(NAAQS-V (I) Chemical Method)
12.	Lead (Pb)	BDL	µg/M ³	≤ 1.0	(NAAQS-V (I) AAS Method)
13.	Ammonia(NH ₃)	3.4	µg/M ³	≤ 400	(Nesslerization Method)
14.	Benzene(C ₆ H ₆)	BDL	µg/M ³	≤ 05	(NAAQS-V(II) G.C)
15.	Benzo(a)Pyrene(BaP)	BDL	ng/M ³	≤ 01	(IS 5182 (Part 12):2004)
16.	Arsenic(As)	BDL	ng/M ³	≤ 06	AAS Method
17.	Nickel(Ni)	BDL	ng/M ³	≤ 20	AAS Method

Remark-

- > All above results are within National Ambient Air Quality standards.
- > BDL – Below Detectable Limit.

ANALYZED BY-




AUTHORIZED SIGNATORY

Terms and conditions

- The report is valid only to the sample tested and not applies to the bulk.
- The results shown in this test report may differ based on various factors including temperature, humidity, pressure, retention time etc.
- The test report cannot be reproduced wholly or in part and cannot be used for promotional or publicity purpose without the written consent of laboratory, GESEC.
- Samples will be retained for a period of seven (7) days after completion of analysis. Longer retention periods can be arranged, on request of the customer.
- We strictly maintain the confidentiality of all test result of sample(s) collected by us/ supplied by customer and not reveal to third party unless required by the statutory or legal requirement.
- MoEF approved Lab by Govt. of India from date 09/02/2017 to 05/02/2022.






TEST CERTIFICATE					
Report No: GESEC/PRO/2020-21/10/138		Date of Report		22/10/2020	
Client Name and Address: M/S. IPCA Laboratories Ltd H-4, MIDC, WALUJ, AURANGABAD 431136		Date of Sampling		14/10/2020 To 15/10/2020	
		Start Date of Analysis		16/10/2020	
		End Date of Analysis		21/10/2020	
		Sample Details		Ambient Air	
		Sample Location		Plant 6 corner	
		Time of Sampling		11:20 HRS TO 11:20 HRS	
Sample Collected By		Envirotech Research PVT. LTD.			
Ambient Air Analysis Report					
Sr. No.	Parameter	Result	Unit(s)	NAAQ Standards	Standard Method
1.	Ambient Temperature	25	°C		
2.	Dry Bulb Temperature	25	°C		
3.	Wet Bulb Temperature	20	°C		
4.	Relative Humidity	70	% RH		
5.	Sampling Duration	1440	Min		
6.	Sulphur Dioxide(SO ₂)	15.2	µg/M ³	≤ 80	(Modified West & Gaeke Method)
7.	Oxides of Nitrogen(NO ₂)	28.5	µg/M ³	≤ 80	(Jacob & Hocheiser's Method)
8.	Particulate Matter PM ₁₀	51.7	µg/M ³	≤ 100	NAAQS-V (I) Gravimetric Method)
9.	Particulate Matter PM _{2.5}	24.3	µg/M ³	≤ 60	(CPCB Gravimetric Method)
10.	Carbon Monoxide (CO)	0.48	mg/M ³	≤ 04	(Gas Chromatography Method)
11.	Ozone(O ₃)	5.1	µg/M ³	≤ 180	(NAAQS-V (I) Chemical Method)
12.	Lead (Pb)	BDL	µg/M ³	≤ 1.0	(NAAQS-V (I) AAS Method)
13.	Ammonia(NH ₃)	3.2	µg/M ³	≤ 400	(Nesslerization Method)
14.	Benzene(C ₆ H ₆)	BDL	µg/M ³	≤ 05	(NAAQS-V(II) GC)
15.	Benzo(a)Pyrene(BaP)	BDL	ng/M ³	≤ 01	(IS 5182 (Part 12):2004
16.	Arsenic(As)	BDL	ng/M ³	≤ 06	AAS Method
17.	Nickel(Ni)	BDL	ng/M ³	≤ 20	AAS Method
Remark- ➤ All above results are within National Ambient Air Quality standards. ➤ BDL – Below Detectable Limit.					
ANALYZED BY- <i>[Signature]</i>			AUTHORIZED SIGNATORY <i>[Signature]</i>		



Terms and conditions

- The report is refer only to the sample tested and not applies to the bulk.
- The results shown in this test report may differ based on various factors including temperature, humidity, pressure, retention time etc.
- The test report cannot be reproduced wholly or in part and cannot be used for promotional or publicity purpose without the written consent of laboratory, GESEC.
- Samples will be retained for a period of seven (7) days after completion of analysis. Longer retention periods can be arranged, on request of the customer.
- We strictly maintain the confidentiality of all test result of sample(s) collected by us/ supplied by customer and not reveal to third party unless required by the statutory or legal requirement.
- MoEF approved Lab by Govt. of India, from date 09/02/2017 to 08/02/2022.



TEST CERTIFICATE				
Report No: GESEC/PRO/2020-21/10/139		Date of Report		22/10/2020
Client Name and Address: M/S. IPCA Laboratories Ltd H-4, MIDC, WALUJ, AURANGABAD 431136		Date of Sampling		14/10/2020
		Start Date of Analysis		16/10/2020
		End Date of Analysis		21/10/2020
		Sample Location		Boiler STACK Emission (MR - 19422)
		Sample Details		Stack
Sample Collected By		Envirotech Research PVT. LTD.		
Source Emission Analysis Report				
Sr. No.	Parameter	Result	Unit(s)	Limits As Per MPCB Consent
1.	Material of Stack	MS	--	
2.	Stack Height from G.L	36	Mtr.	
3.	Type of Stack	ROUND	--	
4.	Sampling Duration	30	Min.	
5.	Flue Gas Temperature	420	^o K	
6.	Differential Pressure	5.3	mmWG	
7.	Velocity	230.9	M/s	
8.	Diameter of Stack	1.2	Mtr.	
9.	Stack Area	0.07292	M ²	
10.	Gas Volume	908.8	NM ³ /Hr	
11.	Particulate Matter	39.2	mg/NM ³	≤ 150
12.	Sulphur Dioxide (SO ₂)	36.2	mg/NM ³	--
13.	Sulphur Dioxide (SO ₂)	0.67	Kg/day	
14.	Oxide of Nitrogen (NO _x)	16.5	mg/NM ³	N.S.
15.	Acid Mist	BDL		
16.	Fuel Type	Coal	--	
17.	Fuel Consumption	1250	Kg/Hr	
Remark(s): ➤ All above results are well within MPCB Limit. ➤ N.S.: - Not Specified.				
ANALYZED BY- 				AUTHORIZED SIGNATORY- 

Terms and conditions

- The report is refer only to the sample tested and not applies to the bulk.
- The results shown in this test report may differ based on various factors including temperature, humidity, pressure, retention time etc.
- The test report cannot be reproduced wholly or in part and cannot be used for promotional or publicity purpose without the written consent of laboratory. GESEC
- Samples will be retained for a period of seven (7) days after completion of analysis. Longer retention periods can be arranged, on request of the customer.
- We strictly maintain the confidentiality of all test result of sample(s) collected by us/ supplied by customer and not reveal to third party unless required by the statutory or legal requirement.
- MoEF approved Lab by Govt. of India. From date 02/02/2017 to 08/02/2022.



TEST CERTIFICATE

Report No: GESEC/PRO/2020-21/10/140	Date of Report	22/10/2020
Client Name and Address: M/S. IPCA Laboratories Ltd H-4, MIDC, WALUJ, AURANGABAD 431136	Date of Sampling	14/10/2020
	Start Date of Analysis	16/10/2020
	End Date of Analysis	21/10/2020
	Sample Location	Hcl Scrubber Plant I
	Sample Details	Stack
	Time of Sampling	13:00 hrs to 13:30 hrs
Sample Collected By	Envirotech Research PVT. LTD.	

Source Emission Analysis Report


Sr. No.	Parameter	Result	Unit(s)	Limits As Per MPCB Consent
1.	Material of Stack	FRP	-	
2.	Stack Height from G.L.	10	Mtr.	
3.	Type of Stack	ROUND	-	
4.	Sampling Duration	30	Min.	
5.	Flue Gas Temperature	308	°K	
6.	Differential Pressure	2.2	mmWG	
7.	Velocity	8.2	M/s	
8.	Diameter of Stack	0.3048	Mtr.	
9.	Stack Area	0.072988	M ²	
10.	Gas Volume	1639.8	NM ³ /Hr	
11.	Particulate Matter	31.4	mg/NM ³	≤150
12.	Sulphur Dioxide (SO ₂)	11.6	mg/NM ³	≤50
13.	Sulphur Dioxide (SO ₂)	0.001	Kg/day	≤240
14.	Oxide of Nitrogen (NO _x)	9.1	mg/NM ³	≤50
15.	Acid Mist	1.4	mg/NM ³	≤35

Remark(s):

- All above results are well within MPCB Limit.
- N.S.: - Not Specified.

ANALYZED BY-

Shal



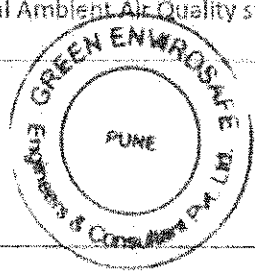


AUTHORIZED SIGNATORY-

Manjeet

Terms and conditions

- The report is refer only to the sample tested and not applies to the bulk.
- The results shown in this test report may differ based on various factors including temperature, humidity, pressure, retention time etc.
- The test report cannot be reproduced wholly or in part and cannot be used for promotional or publicity purpose without the written consent of laboratory, GESEC.
- Samples will be retained for a period of seven (7) days after completion of analysis. Longer retention periods can be arranged, on request of the Customer.
- We strictly maintain the confidentiality of all test result of sample(s) collected by us/ supplied by customer and not reveal to third party unless required by the statutory or legal requirement.
- AtoFP approved Lab by Govt. of India. From date 02/02/2017 to 08/02/2022.



TEST CERTIFICATE					
Report No: GESEC/PRO/2020-21/09/310		Date of Report		29/09/2020	
Client Name and Address: M/S. IPCA Laboratories Ltd H-4, MIDC, WALUJ, AURANGABAD 431136		Date of Sampling		21/09/2020 To 22/09/2020	
		Start Date of Analysis		23/09/2020	
		End Date of Analysis		28/09/2020	
		Sample Details		Ambient Air	
		Sample Location		Near plant I & II	
		Time of Sampling		13:00 HRS TO 13:00HRS	
Sample Collected By		Envirotech Research PVT. LTD.			
Ambient Air Analysis Report					
Sr. No.	Parameter	Result	Unit(s)	NAAQ Standards	Standard Method
1.	Ambient Temperature	26	°C		
2.	Dry Bulb Temperature	26	°C		
3.	Wet Bulb Temperature	21	°C		
4.	Relative Humidity	74	% RH		
5.	Sampling Duration	1440	Min		
6.	Sulphur Dioxide(SO ₂)	40.6	µg/M ³	≤ 80	(Modified West & Gaeke Method)
7.	Oxides of Nitrogen(NO _x)	29.9	µg/M ³	≤ 80	(Jaccob & Hochheiser's Method)
8.	Particulate Matter PM ₁₀	53.2	µg/M ³	≤ 100	NAAQS-V (I) Gravimetric Method)
9.	Particulate Matter PM _{2.5}	26.4	µg/M ³	≤ 60	(CPCB Gravimetric Method)
10.	Carbon Monoxide (CO)	0.59	mg/M ³	≤ 04	(Gas Chromatography Method)
11.	Ozone(O ₃)	6.2	µg/M ³	≤ 180	(NAAQS-V (I) Chemical Method)
12.	Lead (Pb)	BDL	µg/M ³	≤ 1.0	(NAAQS-V (I) AAS Method)
13.	Ammonia(NH ₃)	4.1	µg/M ³	≤ 400	(Nesslerization Method)
14.	Benzene(C ₆ H ₆)	BDL	µg/M ³	≤ 05	(NAAQS-V(II) G.L)
15.	Benzo(a)Pyrene(BaP)	BDL	ng/M ³	≤ 01	(IS 5182 (Part 12):2004
16.	Arsenic(As)	BDL	ng/M ³	≤ 06	AAS Method
17.	Nickel(Ni)	BDL	ng/M ³	≤ 20	AAS Method
Remark-					
<ul style="list-style-type: none"> ➤ All above results are within National Ambient Air Quality standards. ➤ BDL – Below Detectable Limit. 					
ANALYZED BY-					AUTHORIZED SIGNATORY
					
Terms and conditions					

- The report is valid only in the sample tested and not applies to the bulk.
- The results shown in this test report may differ based on various factors including temperature, humidity, pressure, wind speed, etc.
- The test report cannot be reproduced wholly or in part and cannot be used for promotional or publicity purpose without the written consent of laboratory, GESEC.
- Samples will be retained for a period of seven (7) days after completion of analysis. Longer retention periods can be arranged, on request of the customer.
- We strictly maintain the confidentiality of all test results of samples collected by and supplied by customer and not reveal to third party unless required by the statutory or legal requirement.
- GESEC approved lab by Govt. of India. Form No: 20/03/2017 to 20/03/2022.

**GREEN ENVIROSAFE**

Engineers & Consultant Pvt Ltd. CH No. U74900PH2013PTC149665

Survey No-1405/00, Mayaji Bhaidasree, Shop No-16, 2nd Floor, Nanasaheb, (at) Shirur, Pune-412206

Mob - 9540344620 | E-mail: gevec12@gmail.com | www.greenenvirosafe.co.in

Recognized by Ministry of Environment, Forest & Climate Change (MoEF) Govt. of India and ISO/IEC 17025:2005 (NABL), ISO 9001:2015 and OHSAS 18001:2007 Certified Company

TEST CERTIFICATE

Report No: GESEC/PRO/2020-21/09/311	Date of Report	29/09/2020
Client Name and Address: M/S. IPCA Laboratories Ltd H-4, MIDC, WALUJ, AURANGABAD 431136	Date of Sampling	21/09/2020 To 22/09/2020
	Start Date of Analysis	23/09/2020
	End Date of Analysis	28/09/2020
	Sample Details	Ambient Air
	Sample Location	Near Health Center
	Time of Sampling	12:45 HRS TO 12:45 HRS
Sample Collected By	Envirotech Research PVT. LTD.	

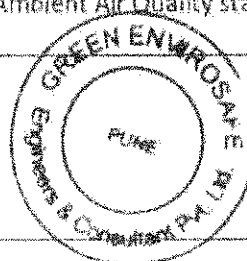
Ambient Air Analysis Report

Sr. No.	Parameter	Result	Unit(s)	NAAQ Standards	Standard Method
1.	Ambient Temperature	26	°C		
2.	Dry Bulb Temperature	26	°C		
3.	Wet Bulb Temperature	21	°C		
4.	Relative Humidity	74	% RH		
5.	Sampling Duration	1440	Min		
6.	Sulphur Dioxide(SO ₂)	20.1	µg/M ³	≤ 80	(Modified West &Gaeke Method)
7.	Oxides of Nitrogen(NO _x)	29.1	µg/M ³	≤ 90	(Jacob &Hocheiser's Method)
8.	Particulate Matter PM ₁₀	52.7	µg/M ³	≤ 100	NAAQS-V (I) Gravimetric Method)
9.	Particulate Matter PM _{2.5}	25.9	µg/M ³	≤ 60	(CPCB Gravimetric Method)
10.	Carbon Monoxide (CO)	0.57	mg/M ³	≤ 04	(Gas Chromatography Method)
11.	Ozone(O ₃)	5.9	µg/M ³	≤ 180	(NAAQS-V (I) Chemical Method)
12.	Lead (Pb)	BDL	µg/M ³	≤ 1.0	(NAAQS-V (I) AAS Method)
13.	Ammonia(NH ₃)	3.8	µg/M ³	≤ 400	(Nesslerization Method)
14.	Benzene(C ₆ H ₆)	BDL	µg/M ³	≤ 05	(NAAQS-V(II) G.L)
15.	Benzo(a)Pyrene(BaP)	BDL	ng/M ³	≤ 01	(IS 5182 (Part 12):2004
16.	Arsenic(As)	BDL	ng/M ³	≤ 06	AAS Method
17.	Nickel(Ni)	BDL	ng/M ³	≤ 20	AAS Method

Remark-

- All above results are within National Ambient Air Quality standards.
- BDL – Below Detectable Limit.

ANALYZED BY-



AUTHORIZED SIGNATORY

Terms and conditions

- The report is refer only to the sample tested and not applies to the bulk.
- The results shown in this test report may differ based on various factors including temperature, humidity, pressure, retention time etc.
- The test report cannot be reproduced wholly or in part and cannot be used for promotional or publicity purpose without the written consent of laboratory, GESEC.
- Samples will be retained for a period of seven (7) days after completion of analysis. Longer retention periods can be arranged, on request of the customer.
- We strictly maintain the confidentiality of all test result of sample(s) collected by us/ supplied by customer and not reveal to third party unless required by the statutory or legal requirement.
- MoEF approved Lab by Govt. of India, from date 08/12/2017 to 08/02/2022.



Recognised by Ministry of Environment, Forest & Climate Change (MoEF) Govt. of India and ISO/IEC 17025:2005 (NABL), ISO 9001:2015 and OHSAS 18001:2007 Certified Company

TEST CERTIFICATE

Report No: GESEC/PRO/2020-21/09/312	Date of Report	29/09/2020
Client Name and Address: M/S. IPCA Laboratories Ltd H-4, MIDC, WALUJ, AURANGABAD 431136	Date of Sampling	21/09/2020 To 22/09/2020
	Start Date of Analysis	23/09/2020
	End Date of Analysis	28/09/2020
	Sample Details	Ambient Air
	Sample Location	Plant & corner
	Time of Sampling	12:30 HRS TO 12:30 HRS
Sample Collected By	Envirotech Research PVT. LTD.	

Ambient Air Analysis Report

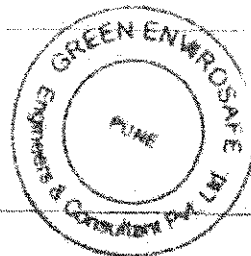
Sr. No.	Parameter	Result	Unit(s)	NAAQ Standards	Standard Method
1.	Ambient Temperature	26	°C		
2.	Dry Bulb Temperature	26	°C		
3.	Wet Bulb Temperature	21	°C		
4.	Relative Humidity	74	% RH		
5.	Sampling Duration	1440	Min		
6.	Sulphur Dioxide(SO ₂)	19.6	µg/M ³	≤ 80	(Modified West & Gaeke Method)
7.	Oxides of Nitrogen(NO _x)	28.1	µg/M ³	≤ 20	(Jacob & Hochhauser's Method)
8.	Particulate Matter PM ₁₀	52.0	µg/M ³	≤ 100	NAAQ5-V (I) Gravimetric Method)
9.	Particulate Matter PM _{2.5}	24.6	µg/M ³	≤ 60	(CPCB Gravimetric Method)
10.	Carbon Monoxide (CO)	0.53	mg/M ³	≤ 04	(Gas Chromatography Method)
11.	Ozone(O ₃)	5.7	µg/M ³	< 180	(NAAQS-V (I) Chemical Method)
12.	Lead (Pb)	BDL	µg/M ³	≤ 1.0	(NAAQS-V (I) AAS Method)
13.	Ammonia(NH ₃)	3.5	µg/M ³	≤ 400	(Nesslerization Method)
14.	Benzene(C ₆ H ₆)	BDL	µg/M ³	≤ 05	(NAAQS-V(III) GC)
15.	Benzo(a)Pyrene(BaP)	BDL	ng/M ³	≤ 01	(IS 5182 (Part 12):2004)
16.	Arsenic(As)	BDL	ng/M ³	≤ 06	AAS Method
17.	Nickel(Ni)	BDL	ng/M ³	≤ 20	AAS Method

Remark-

- All above results are within National Ambient Air Quality standards.
- BDL - Below Detectable Limit.

ANALYZED BY:

[Signature]



AUTHORIZED SIGNATORY

[Signature]

Terms and conditions

- The report refers only to the sample tested and not applies to the bulk.
- The results shown in this test report may differ based on various factors including temperature, humidity, pressure, detection limit etc.
- The test report cannot be reproduced wholly or in part and cannot be used for promotional or publicity purpose without the written consent of laboratory, GESEC.
- Samples will be retained for a period of seven (7) days after completion of analysis. Longer retention periods can be arranged, on request of the customer.
- We strictly maintain the confidentiality of all test result of sample(s) collected by us/ supplied by customer and not reveal to third party unless required by the statutory or legal requirement.
- MoEF approved Lab by Govt. of India. From date 09/02/2017 to 09/02/2022.



TEST CERTIFICATE

Report No: GESEC/PRO/2020-21/09/313	Date of Report	29/09/2020
Client Name and Address: M/S. IPCA Laboratories Ltd H-4, MIDC, WALUJ, AURANGABAD 431136	Date of Sampling	22/09/2020
	Start Date of Analysis	23/09/2020
	End Date of Analysis	28/09/2020
	Sample Location	Boiler STACK Emission (MR - 13422)
	Sample Details	Stack
	Time of Sampling	13:00Hrs to 13:30Hrs
Sample Collected By	Envirotech Research PVT. LTD.	

Source Emission Analysis Report

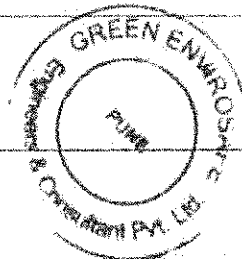
Sr. No.	Parameter	Result	Unit(s)	Limits As Per MPCB Consent
1.	Material of Stack	MS	--	
2.	Stack Height from G.L.	36	Mtr.	
3.	Type of Stack	ROUND	--	
4.	Sampling Duration	30	Min.	
5.	Flue Gas Temperature	412	°K	
6.	Differential Pressure	5.4	mmWG	
7.	Velocity	8.95	M/s	
8.	Diameter of Stack	1.2	Mtr.	
9.	Stack Area	1.1304	M ²	
10.	Gas Volume	28364.7	NM ³ /Hr	
11.	Particulate Matter	45.2	mg/NM ³	≤ 150
12.	Sulphur Dioxide (SO ₂)	40.1	mg/NM ³	--
13.	Sulphur Dioxide (SO ₂)	25.3	Kg/day	
14.	Oxide of Nitrogen (NO _x)	19.5	mg/NM ³	N.S.
15.	Acid Mist	BDL		
16.	Fuel Type	Coal	--	
17.	Fuel Consumption	1250	Kg/Hr	

Remark(s):

- All above results are well within MPCB Limit.
- N.S.: - Not Specified.

ANALYZED BY-

Skath



AUTHORIZED SIGNATORY-


Handel

Terms and conditions

1. The report is refer only to the sample tested and not applies to the bulk.
2. The results shown in this test report may differ based on various factors including temperature, humidity, pressure, retention time etc.
3. The test report cannot be reproduced wholly or in part and cannot be used for promotional or publicity purpose without the written consent of laboratory, GESEC.
4. Sample will be retained for a period of seven (7) days after completion of analysis. Longer retention periods can be arranged, on request of the customer.
5. We strictly maintain the confidentiality of all test result of sample(s) collected by us/ supplied by customer and not reveal to third party unless required by the statutory or legal requirement.
6. MoEF approved Lab by Govt. of India, from date 09/02/2017 to 08/02/2022

ANNEXURE-2

SOP OF HOUSE KEEPING IN FACTORY PREMISES



Ipca Laboratories Limited (Aurangabad)		
Standard Operating Procedure		
Title	House keeping in factory premises	Department : Human Resource
	कंपनी परिसरा मधील स्वच्छता	SOP No. : GMP/ABD/HRD/18
		Revision No. : 05
		Supersedes No : 04
		Page No. : 1 of 11
Issue Date	Effective Date	Review Date
Dec' 2018	01 JAN 2019	Dec' 2021

1.0 OBJECTIVE: ध्येय/सदिष्ट्ये

To lay down the procedure for cleaning of the manufacturing area surrounding premises at the site, to ensure appropriate sanitation is done in order to maintain hygienic conditions.

कंपनी आवारांमध्ये, उत्पादन एरियामध्ये आणि कंपनीच्या इतर एरियामध्ये योग्य स्वच्छतेची खात्री करून, आरोग्यदायी वातावरण तयार करणे.

2.0 SCOPE : व्याप्ती

Procedure shall be applicable for maintaining good housekeeping practices in entire factory premises (except manufacturing, QC, QA, PPA, ETP, Maintenance, Warehouse area)

संपूर्ण कंपनी परिसरात चांगल्या स्वच्छतेची गुणवत्ता राखण्याकरीता हि पध्दती (उत्पादन, क्यु.सी, क्यु.ए. पी.पी,ए.इ.टि.पी,मेटेनन्स, योडाय विभाग वगळता) सर्व ठिकाणी लागू आहे.

3.0 RESPONSIBILITIES (s): जबाबदारी

3.1 Head -HR or designee, Security Officer:- Ensure implementation of this SOP & Maintaining records.

एस.ओ.पि च्या अंमलबजावणी आणि रेकॉर्ड देखरेख करण्याकरीता एच.आर प्रमुख किंवा अधिकारी, सेक्युरिटी ऑफिसर जबाबदार असतील.

3.2 Security Officer or Supervisor:-Maintain records of external plant premises.

सेक्युरिटी ऑफिसर आणि सुपरवायजर यांनी कंपनी आवारांमधील रेकॉर्डची देखरेख करणे.

3.3 Department Head / Designee:- Maintain records for their respective areas to ensure the housekeeping activity.

	Prepared By	Reviewed By	Approved By	
Sign.				
Date	06/12/2018	08/12/2018	08/12/18	10/12/18
Name	Ekmanth Paval	V.B. Muralidharan	A.M. Suresh	B.J. Sone
Department	HR	HR	EHS	QA

UNCONTROLLED COPY
LOCATION : AURANGABAD
ISSUE DATE : 01/10/2019
SIGN :



Ipcalaboratories Limited (Aurangabad)		
Standard Operating Procedure		
Title	House keeping in factory premises कंपनी परिसरा मधील स्वच्छता	Department. : Human Resource
		SOP No. : GMP/ABD/HRD/19
		Revision No. : 05
		Supersedes No : 04
		Page No. : 2 of 11
Issue Date	Effective Date	Review Date
Dec' 2018	01 JAN 2019	Dec' 2021

विभाग प्रमुख/अधिकारी हे स्वच्छतेसंबंधी असलेल्या कार्यपध्दतीच्या नोंदीचे देखरेख करतील.

3.4 Plant in - Charge / Shift in- change / Designee shall give instructions to house keeping personnel for cleaning activity as per respective area.

प्लॅंट इन्चार्ज/शिफ्ट इन्चार्ज हे वैयक्तिक दृष्ट्या स्वच्छता करणाऱ्या कर्मचाऱ्याला स्वच्छता कशी करावी याविषयी मार्गदर्शन करतील.

4.0 EHS PRECAUTIONS(s): पर्यावरण आरोग्य आणि सुरक्षेविषयी दक्षता

Use required PPE's while cleaning.

स्वच्छता करताना आवश्यक त्या सुरक्षा साधनांचा वापर करा.

5.0 DEFINITION (s): व्याख्या

General care, cleanliness, orderliness and maintenance of company premises.

स्वच्छतेची काळजी, स्वच्छतेची शिस्तबद्धता आणि कंपनी परिसरातील स्वच्छतेची देखभाल.

6.0 PROCEDURE: पध्दत

6.1 General procedure सर्वसामान्य पध्दत

6.1.1 Remove all the used bags , unwanted containers , empty drums etc.

सर्व वापरलेल्या बॅग्स, वापरात नसलेले कंटेनर, रिकामे ड्रम्स इत्यादी काढून टाकावे.

6.1.2 Housekeeping and toilet cleaning shall be done by contract workman.

कंत्राटी कामगारांनी कंपनी परिसरातील स्वच्छता आणि स्वच्छतागृहाची स्वच्छता ठेवावी.

6.1.3 Collect the spillage of powder(if any), Garbage, all waste from the floor & put in dust bin.

	Prepared By	Reviewed By		Approved By	
Sign.					
Date	06/12/2018	08/12/18	08/12/18	08/12/18	10/12/18
Name	Ekmat Pivar	V.B. makhour	A.M. Suresh	B.S. Gore	Neefesh
Department	HR	HR	EHS	PRODUCTION	QA

UNCONTROLLED COPY
APR 15/2019 01/01.00

LOCATION : AURANGABAD

ISSUE DATE : 20/11/2019

SIGN



Ipca Laboratories Limited (Aurangabad)		
Standard Operating Procedure		
Title	House keeping in factory premises कंपनी परिसरा मधील स्वच्छता	Department. : Human Resource
		SOP No. : GMP/ABD/HRD/19
		Revision No. : 05
		Supersedes No : 04
		Page No. : 3 of 11
Issue Date	Effective Date	Review Date
Dec' 2018	01 JAN 2019	Dec' 2021

कंपनी परिसरात सांडलेली पावडर (इतर), कचरा, मजल्यावरील इतर टाकाऊ पदार्थ जमा करणे आणि कचरा पेटी मध्ये टाकावे.

6.1.4 Segregate the scrap & transfer to scrap yard for disposal.

स्कॅपवेगळे करा आणि त्याची विल्हेवाट लावण्या करिता स्कॅप यार्डला पाठवावे.

6.2 Wash Room, Office Area, Stair Case, Change Room, Terrace, Drains, Service Area, Road area & Canteen Premises.

बॉथ रूम, ऑफिस एरिया, पायथ्या, चेंज रूम, टेरेस, ड्रेन्स, सर्विस एरिया, रोड एरिया आणि कॅन्टिन एरिया.

6.2.1 All the cabins shall be cleaned with dry mopper on every day.

सर्व केबिन्स दररोज कोरड्या मॉप्परच्या साहाय्याने स्वच्छ करावे.

6.2.2 Entire area shall be cleaned with wet mopper and then can be used dry mopper on need based.


आतील एरिया ओल्या मॉप्परच्या सहाय्याने पुसून घ्या आणि तसेच कोरड्या मॉप्परने गरजेनुसार पुसून घ्या.

6.2.3 Collect the spillage of powder(if any) from the floor & put in dustbin lined with poly bags.

मजल्यावरील सांडलेली पावडर इतर जमा करा आणि पॉलीथीन बॅग मध्ये घेवून डस्ट बिन मध्ये

	Prepared By	Reviewed By	Approved By
Sign.			
Date	06/12/2018	06/12/18	06/12/18
Name	Eknath Pawar	V. S. Mahapatra	B. J. G. S. S.
Department	HR	HR	PRODUCTION

UNCONTROLLED COPY
LOCATION : AURANGABAD
ISSUE DATE : 04/10/2019
SIGN. :



Ipcalaboratories Limited (Aurangabad)		
Standard Operating Procedure		
Title	House keeping in factory premises कंपनी परिसरा मधील स्वच्छता	Department. : Human Resource
		SOP No. : GMP/ABD/HRD/19
		Revision No. : 05
		Supersedes No : 04
		Page No. : 4 of 11
Issue Date	Effective Date	Review Date
Dec' 2018	01 JAN 2019	Dec' 2021

टाका.

6.2.4 Close the poly bag & transfer to scrap yard for disposal.

पॉली बॅग बंद करा आणि विल्हेवाट लावण्याकरिता स्कॅप यार्डला पाठवा.

6.2.5 Clean the floor with cleaning solution then with water.

पाण्याच्या साहाय्याने मजल्यावरील स्वच्छता व नंतर पाण्याने मजला स्वच्छ करा.

6.2.6 Clean the tables & chairs with clean cloth.

टेबल आणि खुर्च्या स्वच्छ कपड्याने स्वच्छ करा.

6.2.7 Remove all Disposal items from dust bin & sent to ETP for disposal.

डस्ट बिन मधून सर्व टाकाउ घटक काढा आणि विल्हेवाट लावण्याकरिता ई.टी.पी ला पाठवा.

6.2.8 The entire terrace area shall be cleaned once in a weekly or need based with hard/soft broom.

आठवडयातून एकदा किंवा गरजे नुसार झाडूच्या साहाय्याने सर्व टेरेस विलन करून घ्या.

6.2.9 All Department shall be ensured that unwanted material have not dumped on terrace.

सर्व विभागांनी टेरेसवरती न लागणारे मटेरिअल टाकले नसल्याची खात्री करा.

6.2.10 Clean the stair case with wet mop then with dry mopper.

	Prepared By	Reviewed By	Approved By		
Sign.					
Date	01/12/2018	06/12/18	06/12/18	06/12/18	10/12/18
Name	Ek Nath Pawar	Y. B. Malhotra	A. M. Suleman	B. J. Gore	Neelesh
Department	HR	HR	EHS	PRODUCTION	QA

AIF/15/QAD/01/01.00

UNCONTROLLED COPY
LOCATION : AURANGABAD
ISSUE DATE : 24/10/2019



Ipca Laboratories Limited (Aurangabad) *		
Standard Operating Procedure		
Title	House keeping in factory premises कंपनी परिसरा मधील स्वच्छता	Department : Human Resource
		SOP No. : GMP/ABD/HRD/19
		Revision No. : 05
		Supersedes No : 04
		Page No. : 5 of 11
Issue Date	Effective Date	Review Date
Dec' 2018	01 JAN 2019	Dec' 2021

ओल्या मॉपींगच्या साहाय्याने पायऱ्या स्वच्छ करून कोरड्या मॉपींगने पायऱ्या स्वच्छ करा.

6.2.11 Clean all drain traps with water & spray disinfectant solution in drains & clean properly.

पाण्याचे निचरे, साठवलेले पाणी, गटारे इत्यादी ठिकाणी योग्य त्या जंतुनाशकाची फवारणी आणि स्वच्छता करावी.

6.3 Road रस्ता

6.3.1 Sweeping of the road inside the factory premises shall be carried out with the help of brooms on daily basis or need based.

कंपनी परिसरातील रस्ते दररोज किंवा आवश्यकतेनुसार झाडूच्या साहाय्याने झाडून स्वच्छ करा.

6.3.2 It shall be ensured that no one throws waste paper, other garbage etc on the roads. The same shall be set aside/dump in the dustbin.

कंपनी परिसरातील रस्त्यावर कोणत्याही प्रकारचा कचरा टाकला जाणार नाही याची दक्षता घेतली जावी. रस्त्यावर असा कचरा आढळल्यास तो कचरा डस्टबिन मध्ये टाकावा.

6.3.3 Maintain all the record as per format no.A/F/16/HRD/19/03.03

फॉरमॅट नंबर A/F/16/HRD/19/03.03 मध्ये सर्व रेकॉर्डची नोंद करा.

6.4 Toilets Area (urinal pots, toilets, toilets passages)

	Prepared By	Reviewed By		Approved By	
Sign.					
Date	06/12/2018	06/12/18	06/12/18	06/12/18	10/12/18
Name	Elkhate faoal	V.D. Machhore	A.M. Suvase	B.D. Sork	Neelg
Department	HR	HR	EHS	PRODUCTION	QA

A/F/15/QAD/01/01.00

UNCONTROLLED COPY
LOCATION : AURANGABAD
ISSUE DATE : 20/11/2019
SIGN. : Dh



Ipcalaboratories Limited (Aurangabad)		
Standard Operating Procedure		
Title	House keeping in factory premises कंपनी परिसरा मधील स्वच्छता	Department : Human Resource
		SOP No. : GMP/ABDI/HRD/19
		Revision No. : 05
		Supersedes No : 04
		Page No. : 6 of 11
Issue Date	Effective Date	Review Date
Dec' 2018	01 JAN 2019	Dec' 2021

टॉयलेट ररिया (युरिनल पॉट्स, टॉयलेट, टॉयलेट पॅसेज)

6.4.1 Cleaning with cleaning powder or liquid, followed by scrubbing with brush.

वशाच्या साहायाने स्वच्छता पावडर किंवा लिक्विडच्या साहायाने पुसून स्वच्छ करणे.

6.4.2 Final cleaning with water and rinsing with disinfectant mixed water.

शेवटी पाण्याच्या साहायाने स्वच्छता करून घ्या आणि जंतुनाशक मिश्र पाण्याने स्वच्छता करा.

6.4.3 Naphthalene balls kept in the urinal pots shall be replaced as and when required.

युरेनल पॉट्स मध्ये ठेवलेले नॅफथॅलिन बॉल्स गरजेनुसार बदला.

6.4.4 Toilets areas shall be cleaned and cleaning record shall be maintained in format No. A/F/16/HRD/19/10.02.

शौचालय स्वच्छ करा आणि स्वच्छतेची नोंद फॉर्मेट नंबर A/F/16/HRD/19/10.02. मध्ये करा.

6.4.5 Activity shall not be performed on Weekly OFF/Holidays or only on need basis.

सुट्टीच्या दिवशी किंवा गरजे नुसार कार्य केले जाणार नाही.

6.5 GENERAL HOUSEKEEPING सर्वसामान्य स्वच्छता

6.5.1 Housekeeping personnel shall be trained by supervisor before assign the job.

	Prepared By	Reviewed By		Approved By	
Sign.					
Date	06/12/2018	06/12/18	06/12/18	06/12/18	10/12/18
Name	EXCEL FARAZ	V. D. MAHAPATRA	A.M. SURVASE	B.S. GOK	Neelish
Department	HR	HR	EHS	PRODUCTION	QA

A/F/16/HRD/19/01.00

UNCONTROLLED COPY
LOCATION : AURANGABAD
ISSUE DATE : 24/01/2019



Ipca Laboratories Limited (Aurangabad)		
Standard Operating Procedure		
Title	House keeping in factory premises कॉम्पनी परिसरा मधील स्वच्छता	Department : Human Resource
		SOP No. : GMP/ABD/HRD/19
		Revision No. : 05
		Supersedes No : 04
		Page No. : 7 of 11
Issue Date	Effective Date	Review Date
Dec' 2018	01 JAN 2019	Dec' 2021

स्वच्छता करण्याकरिता घेतलेल्या व्यक्तिला कामाला लावण्याच्या अर्गांवर सुपरवायझरने ल्यास योग्य ते प्रशिक्षण दिले पाहिजे.

6.5.2 The housekeeping personnel shall take all safety precautions like, wearing of safety goggle,masks,helmets,hand gloves,shoes etc.

स्वच्छता करणाऱ्या व्यक्तिले सर्व सुरक्षा विषयक काळजी जसे, सुरक्षा चप्पा, नोज मास्क, हेलमेट, हात गोजे, शुज इत्यादी गरजेनुसार घ्यावे.

6.5.3 All the areas shall be cleaned and cleaning record to be maintained as per format no.A/F/16/HRD/19/09.03.

सर्व एरिया स्वच्छ असल्याचे आणि क्लिनिंग रेकॉर्ड फॉर्मेट नं A/F/16/HRD/19/09.03. मध्ये नोंद करावे.

6.5.4 Sewage, trash and refuse shall be stored in the notified area and disposed off in a safe and sanitary manner.

सांडपाणी, कचरा, आणि टाकाऊ पदार्थ हे नेमून दिलेल्या जागी साठवावे आणि त्याची सुरक्षीत पद्धतीने विल्हेवाट करावी.

6.5.5 The Non-Hazardous solid wastes shall be deposited at scrap yard for disposal.

घातक नसलेल्या घन कचऱ्याची विल्हेवाट योग्य ठिकाणी स्कॅप यार्ड मध्ये करावी.

	Prepared By	Reviewed By	Approved By
Sign.			
Date	06/12/2018	06/12/2018	06/12/18
Name	Eknath Pawar	V. B. Madhupur	B. J. Fox
Department	HR	HR	PRODUCTION

A/F/15/QAD/01/01.00

UNCONTROLLED COPY
LOCATION : AURANGABAD
ISSUE DATE : 24/01/2019
SIGN.



Ipca Laboratories Limited (Aurangabad)		
Standard Operating Procedure		
Title	House keeping in factory premises कंपनी परिसरा मधील स्वच्छता	Department : Human Resource
		SOP No. : GMP/ABD/HRD/19
		Revision No. : 05
		Supersedes No : 04
		Page No. : 8 of 11
Issue Date	Effective Date	Review Date
Dec' 2018	01 JAN 2019	Dec' 2021

6.5.6 The housekeeping liquid waste shall be send through the drainage to ETP, for further treatment.

स्वच्छते करिता वापरलेले टाकाव लिक्विड हे पुढील उपचारा करिता ड्रेनेज लाईनच्या साहाय्याने इ.टी.पी कडे पाठवावे.

6.5.7 Daily record of housekeeping and cleaning shall be kept and maintained by all concerned department head/designee.

सर्व विभाग प्रमुख / अधिकारी यांनी स्वच्छतेचे दररोजच्या स्वच्छतेचे रेकॉर्ड ठेवावे.

6.5.8 The records of housekeeping shall be verified daily by HR personnel/security officer and abnormalities if any put in the remarks column for immediate remedial action.

एच.आर अधिकारी / सेक्युरिटी ऑफिसर यांनी स्वच्छतेचे रेकॉर्ड दररोज तपासावे आणि त्या मध्ये काही त्रुटी आढळून आल्यास रिमार्क कॉलम मध्ये कार्यवाहीसाठी शंरा द्यावा.

6.5.9 Lawns, garden wastes, dry leaves shall be disposed off in sanitary manner.

लॉन, गार्डन मधील टाकव पदार्थ, सुकलेला कचरा योग्यरित्या नष्ट करा.

6.5.10 The records of housekeeping shall be retained for 1 year.

स्वच्छतेची नोंद 1 वर्षा करिता जतन केली जाईल.

6.5.11 Whenever required cleaning shall be done using disinfectant as per

	Prepared By	Reviewed By	Approved By
Sign.			
Date	06/12/2018	06/12/18	06/12/18
Name	B. S. Ghor	V. B. Mankar	A. M. Suman
Department	HR	HR	EHS
			PRODUCTION
			QA

A/F/15/QAD/01/01.00

UNCONTROLLED COPY
LOCATION : AURANGABAD
ISSUE DATE : 24/01/2019
SIGN. : Dh



Ipca Laboratories Limited (Aurangabad)		
Standard Operating Procedure		
Title	House keeping in factory premises कंपनी परिसरा मधील स्वच्छता	Department : Human Resource
		SOP No. : GMP/ABD/HRD/19
		Revision No. : 05
		Supersedes No : 04
Page No. : 9 of 11		
Issue Date	Effective Date	Review Date
Dec' 2018	01 JAN 2019	Dec' 2021

A/F/16/HRD/19/11.02. Dry mopping/wet mopping shall be done as appropriate.

स्वच्छतेसाठी आवश्यकते नुसार जंतूनाशकांचा वापर करावा कोरडे मॉपिंग आणि ओले मॉपिंग हे फॉरमॅट A/F/16/HRD/19/11.02. नुसार योग्य रितीने केले जाईल.

6.5.12 The doors, windows, ceiling, roof, electric fixtures etc shall be cleaned at regular intervals.

दरवाजे, खिडक्या, छत, छप्पर, विद्युत उपकरणे यांची स्वच्छता योग्य त्या कालावधी मध्ये करण्यात यावी.

6.5.13 Housekeeping personnel shall logged the cleaning activity as per format no.A/F/16/HRD/19/09.03 (Note: If housekeeping personnel is having name as ram chavan, then he shall make entry in done by column of format nos. A/F/16/HRD/19/09.03. as first name i.e. Ram in english / in vernacular language in the presence of plant in-charge / shift supervisor / Marathi or english designee).

स्वच्छता करणाऱ्या कर्मच्याऱ्याने स्वच्छता केल्याची नोंद नंबर A/F/16/HRD/19/09.03. नमुन्यांच्या लॉग बुक मध्ये करावी. (नोंद स्वच्छता करणाऱ्या व्यक्तीचे नाव राम चव्हाण असेल तर लॉग बुक मध्ये A/F/16/HRD/19/09.03. त्याच्या पहिला नावाने म्हणजे राम हे मराठी किंवा इंग्रजी भाषे मध्ये शिफ्ट पर्यवेक्षकाच्या उपस्थिती मध्ये लिहावे.

	Prepared By	Reviewed By		Approved By	
Sign.					
Date	06/12/2018	06/12/18	06/12/18	06/12/18	10/12/18
Name	Y. B. Pawar	Y. B. Pawar	A. M. Suresh	B. J. Rose	Neelgh
Department	HR	HR	EHS	PRODUCTION	QA

A/F/15/QAD/D1/01.00

UNCONTROLLED COPY
LOCATION : AURANGABAD
ISSUE DATE : 24/01/2019
SIGN.



Ipcalaboratories Limited (Aurangabad)		
Standard Operating Procedure		
Title	House keeping in factory premises कंपनी परिसरा नवील स्वच्छता	Department : Human Resource
		SOP No. : GMP/ABD/HRD/19
		Revision No. : 05
		Supersedes No : 04
		Page No. : 10 of 11
Issue Date	Effective Date	Review Date
Dec' 2018	01 JAN 2019	Dec' 2021

NOTE नोंद

1. The various cleaning jobs shall be recorded by housekeeping personnel as per the cleaning schedule and the same shall be verified by respective departmental head/designee and records of housekeeping shall be maintained.

सर्व स्वच्छते संबंधीत काम स्वच्छता करणाऱ्या व्यक्तित्ने वेळापत्रकानुसार नोंद करावी आणि त्यावर विभाग प्रमुख/अधिकारी यांच्याकडून ते तपासून घ्यावे आणि स्वच्छतेची नोंद करावी.

2. All the above operations unless specifically mentioned will be carried on a daily basis or whenever required.

परील सर्व कार्यप्रणाली हि दररोज व जेव्हा गरज असेल तेव्हा केली जाईल.

7.0 REFERENCE (s): संदर्भ

SOP No. (Current version)	Title
GMP/ABD/QAD/01	Preparation, Approval, Issue, Review and control of standard operating procedure.

	Prepared By	Reviewed By	Approved By
Sign.			
Date	06/12/2018	06/12/2018	06/12/18
Name	Pravara	V. B. Marathe	B. J. S. S.
Department	HR	HR	PRODUCTION
		EHS	QA

UNCONTROLLED COPY
 LOCATION : AURANGABAD
 ISSUE DATE : 24/11/2019
 SIGN.



Ipca Laboratories Limited (Aurangabad)		
Standard Operating Procedure		
Title	House keeping in factory premises कॉम्पनी परिसरा मधील स्वच्छता	Department : Human Resource
		SOP No. : GMP/ABD/HRD/19
		Revision No. : 05
		Supersedes No : 04
		Page No. : 11 of 11
Issue Date	Effective Date	Review Date
Dec' 2018	01 JAN 2019	Dec' 2021

8.0 ABBREVIATION (s): संक्षेप/संक्षिप्त स्वरूप


HR	Human Resources
SOP	Standard Operating Process
HOD	Head of Department
GMP	Good Manufacturing Practices
ABD	Aurangabad
IMS	Insect Monitoring Service
No.	Number
UV	Ultra Violet
QA	Quality Assurance

9.0 ANNEXURE (s): सोबत जोडलेली कागदपत्रे

Annexure No.	Details/Title of Annexure	Format No. (Current Version)
Annexure # I	Housekeeping records & Log Book स्वच्छतेचे रेकॉर्ड आणि लॉग बुक	A/F/16/HRD/19/03.03
Annexure # II	Cleaning Record स्वच्छतेचे रेकॉर्ड	A/F/16/HRD/19/09.03
Annexure # III	Washroom cleaning record स्वच्छतागृह स्वच्छतेचे रेकॉर्ड	A/F/16/HRD/19/10.02
Annexure # IV	List of cleaning agents स्वच्छता एजंटची यादी	A/F/16/HRD/19/11.02

	Prepared By	Reviewed By		Approved By	
Sign.					
Date	06/12/2018	06/12/2018	06/12/18	06/12/18	10/12/18
Name	V.B. Mahapatra	V.B. Mahapatra	A.M. Suvant	B.J. Gore	Neelesh
Department	HR	HR	EHS	PRODUCTION	QA

UNCONTROLLED COPY
 LOCATION : AURANGABAD
 ISSUE DATE : 20/10/2019
 SIGN.



Ipca Laboratories Limited (Aurangabad)
HUMAN RESOURCE
REVISION CARD

SOP No: GMP/ABD/HRD/19

Format No: A/F/15/QAD/01/03.00

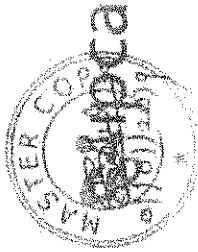
Title: Housekeeping in factory premises

Page No. 01 of 02

Sr. No.	Details of Revision	Reason for Revision	Revision No./Date	Approved By / On
01	In corporation of cleaning agents Annexure-I	Need based	01/Aug'11	N.S.P'2011
02	To merge SOP no GMP/ABD/HRD/08 into GMP/ABD/HRD/19 and new SOP will be GMP/ABD/HRD/19 "Housekeeping in API manufacturing area" to remove PPA cleaning & housekeeping activity from the SOP GMP/ABD/HRD/08.	To have effective procedure for housekeeping in the factory. OL premises ref. CCP no CCP/ABD-HRD/-/- 008/2014.	02/Jun'14	PKS'2014
03	SOP need revision as per revised SOP GMP/ABD/QAD/01, area removed production area, issued raw material storage data, plant and other manufacturing area, in process lab, raw material & finish goods store area, utility block, DG area & DM water plant & utility. Revision incorporated in formats for washroom cleaning record & list of cleaning record.			

Sign.	Prepared By	Reviewed By	Approved By
Date	06/12/2018	06/12/18	10/12/18
Name	S.K. Ramesh Reddy	A.M. Suresh	Neelika
Department	HR	HR	PRODUCTION QA

UNCONTROLLED COPY
 LOCATION : AURANGABAD
 ISSUE DATE : 24/10/2018




IpcA Laboratories Limited (Aurangabad)
HUMAN RESOURCE
REVISION CARD




SOP No: GMP/ABD/HRD/19

Title: Housekeeping in factory premises

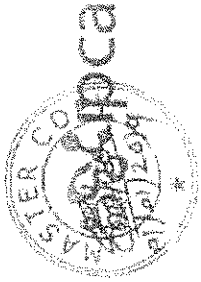
Format No: A/F/15/QAD/01/03.00

Page No. 02 of 02

Sr. No.	Details of Revision	Reason for Revision	Revision No./Date	Approved By / On
04	Previously used format no. A/F/10/ABD/HRD/19/03.00, A/F/10/ABD/HRD/19/04.00, A/F/10/ABD/HRD/19/05.00, A/F/10/ABD/HRD/19/06.00, A/F/10/ABD/HRD/19/07.00, A/F/10/ABD/HRD/19/08.00, A/F/10/ABD/HRD/19/09.00 & four new formats incorporated F/16/HRD/19/01.00, A/F/16/HRD/19/02.00, A/F/16/HRD/19/03.00, A/F/16/HRD/19/04.00 for better documentation.	To have effective housekeeping in factory premises at site. Ref.CCP No.: 29856 (Trackwise)	03/Apr'16	SBS'2016
05	SOP Annexure has been revised.	As per approved Trackwise CCP. No. 66438	04/May'17	PKS'2017
	1. Activity shall not performed on weekly OFF/Holidays only on need basis procedure added in the SOP. 2. Format No. A/F/16/HRD/19/03.03, A/F/16/HRD/19/09.03, A/F/16/HRD/19/10.02 & A/F/16/HRD/19/11.02 has been revised.	As per approved Trackwise CCP. No. 114502	05/Dec'18	 10/12/18

Prepared By	Reviewed By	Approved By
		
06/12/2018	08/12/18	10/12/18
Ekant Purohit	A.M. SURGAJE	B.J. GORE
HR	HR	PRODUCTION
	EHS	QA

UNCONTROLLED COPY
 LOCATION : AURANGABAD
 ISSUE DATE : 20/6/18



Ipcalabs Limited, (Aurangabad)
Human Resource

Annexure # 1

SOP No. : GMP/ABD/HRD/19

HOUSE KEEPING RECORDS & LOG BOOK

Format No. : A/F/16/HRD/19/03.03

स्वच्छता रिकॉर्ड आणि लॉग बुक
Frequency बरकरारता : Daily/for need based दररोज किंवा आवश्यकतेनुसार

Date दिनांक	Office कार्यालय क्षेत्र	Staircase पेढी	Terrace ठाक	Drains	Road मार्ग	Garden बाग	Doors दरवाजे	Windows खिडक्या	Ceiling तोंडा	Walls वाला	View दृश्य	Name of done by कार्यालय	Checked By दर्या

Note:- * In weekly Housekeeping shall be covered. * साप्ताहिक स्वच्छता मध्ये समाविष्ट केले जाईल.

Approved By
[Signature]

UNCONTROLLED COPY
LOCATION : AURANGABAD
ISSUE DATE : 29/01/2019
SIGN : [Signature]



Ipca Laboratories Limited, (Aurangabad)

Human Resource

Annexure # II

Cleaning Record स्वच्छतेचे रेकॉर्ड

SOP No.: GMP/ABD/HRD/19

FORMAT NO. A/F/16/HRD/19/09.03

Department विभाग : _____


Month महिना : _____

Areas Covered/Cleaned साफ केलेले क्षेत्र : _____

Date दिनांक	Time वेळ		Name of done by करणान्याचे नाव	Checked By तपासणारा
	From पासून	To पर्यंत		

UNCONTROLLED COPY
LOCATION : AURANGABAD
ISSUE DATE : 24/10/2019
SIGN. : [Signature]

Approved By : [Signature] 20/10/19



Ipca Laboratories Limited, (Aurangabad)
Human Resource

Annexure # III

SOP No. : GMP/ABD/HRD/19 Washroom Cleaning Records स्वच्छतागृह स्वच्छतेचे रेकॉर्ड Format No. : AF/16/HRD/19/10.02

Area Covered/Cleaned साफ केलेले क्षेत्र: _____ Month महीना: _____

Frequency वारंवारता : Daily/only on deed based दररोज किंवा आवश्यकतेनुसार Page No : ____ of ____

Date दिनांक	Hand wash हात धुणे								Toilet शौचालय				General सामान्य			Cleaning Freq. Time & Short Sign स्वच्छतेची कालावधी वेळ & सही		Checked By तपासणारा				
	Water आवृत्ती उपलब्धता	Liquid Soap रंज साबण	Mirror अरणा	Tape मीले	Wash Basin बासिन	Hand Dryers हात सुखवणारे	Urinals सुती	Urinal Cakes सुती काक	Commode शौचगृह भाग	Toilet Roll शौचगृह रोल	Dust Bin कचरा	शौच	Toilet	Freshener शुध्दा करणारा	# Wall पिन	Floor फ्लोर	Dust Bin कचरा		1 st Cleaning पहिली स्वच्छता	2 nd Cleaning दुसरी स्वच्छता		

Note: (√) Indicates Housekeeping Done. (X) Indicates Housekeeping Not Done. (NA) Indicates Housekeeping Not Applicable. सूचना : (√) स्वच्छता झाले सुचीत करते. (X) स्वच्छता झाले नाही सुचीत करते. (NA) स्वच्छता लागू नाही.

Activity shall be performed once in a week or on need based # जावज्यातुन एकदा किंवा आवश्यकतेनुसार करा.

UNCONTROLLED COPY
LOCATION : AURANGABAD
ISSUE DATE : 26/10/2019
SIGN :

Approved By: 10/12/18



Ipca Laboratories Limited, (Aurangabad)

Human Resource

Annexure # IV

List of Cleaning Agents स्वच्छता एजंटची यादी

SOP No.: GMP/ABD/HRD/19

FORMAT NO. A/F/16/HRD/19/11.02


Sr. No. अं. क्र.	Cleaning Agent स्वच्छता घटक	Types पध्दत
1.	Detergents पावडर	Soap Detergent साबनयुक्त पावडर, Synthetic detergent कृत्रिम पावडर, Harpic हर्पिक etc.ईत्यादी
2.	Disinfectant जंतुनाशक	Dettol डेटॉल, Savlonसायलोन etc.ईत्यादी

UNCONTROLLED COPY
LOCATION : AURANGABAD
ISSUE DATE : 24/01/2017
SIGN : *Ph*

Approved By : *[Signature]* 10/12/18

ANNEXURE-3

PHOTOGRAPHS OF RAIN WATER HARVESTING



17/10/2019 11:22




UNIT 1
UNIT 2

UNIT 1
UNIT 2

17/10/2019 11:25

ANNEXURE-4

IIIrd PARTY DG NOISE LEVEL MONITORING REPORT

TEST CERTIFICATE									
Report No: GESEC/PRO/2020-21/05/169				Date of Report		06/06/2020			
Client Name and Address: M/S IPCA LABORASTORIES LTD. H-4,WALUJ, WALUJ,AURANGABAD..MH.				Date of Sampling		29/05/2020			
				Sample Details		DG Noise			
Sample Collected By				Envirotech Research PVT. LTD.					
DG Noise Monitoring Report									
Sr. No.	Test Location	Reading in dB(A) 0.5 mtr. Away from DG				Avg.	Difference dB(A)		
		North Side	East Side	South Side	West Side				
1		1010 KVA DG SET							
1A	Without Enclosure	103.6	102.1	104.40	102.5	103.15	25.825		
1B	With Enclosure	78.6	76.1	79.1	75.5	77.325			
Remark- ➤ Maharashtra Pollution Control Board has prescribed minimum 25 dB (A) Noise as DG insertion loss difference during With and Without enclosure of DG.									
ANALYZED BY- 								AUTHORIZED SIGNATORY 	


Terms and conditions


- The report is refer only to the sample tested and not applies to the bulk.
- The results shown in this test report may differ based on various factors including temperature, humidity, pressure, retention time etc.
- The test report cannot be reproduced wholly or in part and cannot be used for promotional or publicity purpose without the written consent of laboratory, GESEC.
- Samples will be retained for a period of seven (7) days after completion of analysis. Longer retention periods can be arranged, on request of the customer.
- We strictly maintain the confidentiality of all test result of sample(s) collected by us/ supplied by customer and not reveal to third party unless required by the statutory or legal requirement.
- MOEF approved lab by Govt. of India, From date 09/02/2017 to 08/02/2023.

ANNEXURE-4

PHOTOGRAPHS OF GREEN BELT DEVELOPMENT

ipca





ANNEXURE- 6

**OXYGEN & HYDROGEN
GAS DETECTOR
CALIBRATION CERTIFICATE**

Certificate Of Test & Calibration

CERTIFICATE NO. : IL-01/20-21

DATE: 16.09.2020

Customer : Ipca Laboratories Ltd.(Unit-I)
P.O. No. : ZR1900703-Aurangabad-Unit I dtd. 13.01.2020
Type of Instrument : Hydrogen Gas Detector
Make / Model No. : TM-2009 / TM-GD
Tag No. : Monitor-1 (Instrument-1)
Sr. No. : N1982/01
Range : 0 – 100% LEL
Accuracy : +/- 1%
Calibrated For : Hydrogen

Calibration Details :

Calibration Gas Used	Display Reading		% Error
	Expected	Obtained	
Ambient air	00 % LEL	00 % LEL	0.0%
50% LEL Hydrogen bal. Air	50 % LEL	50 % LEL	0.0%
Ambient air	00% LEL	00% LEL	0.0%
Warn Limit : 20% LEL	Audio Visual Alarm : OK		Reference Gas Can PGPL Make :
Alarm Limit : 50% LEL	Audio Visual Alarm : OK		Ref Gas Can no: 140
Ref Can Cert no:	PGPL/40/2019-20/1498		Valid up to: 06.03.21
Next Cal. Due:	15.03.2021		

Remarks : Instrument Calibrated, Tested OK.
Copy of Ref gas certificate enclosed.


Calibrated By



Checked By

- Reference gas cylinders and verification test instruments are traceable to national standards.

Recd.
ANS
22/10/2020



Certificate Of Test & Calibration

CERTIFICATE NO. : IL-01/20-21


DATE: 16.09.2020

Customer : Ipca Laboratories Ltd.(Unit-I)
 P.O. No. : ZR1900703-Aurangabad-Unit I dtd. 13.01.2020
 Type of Instrument : Hydrogen Gas Detector
 Make / Model No. : TM-2009 / TM-GD
 Tag No. : Monitor-1 (Instrument-1)
 Sr. No. : N1982/01
 Range : 0 – 100% LEL
 Accuracy : +/- 1%
 Calibrated For : Hydrogen

Calibration Details :

Calibration Gas Used	Display Reading		% Error
	Expected	Obtained	
Ambient air	00 % LEL	00 % LEL	0.0%
50% LEL Hydrogen bal. Air	50 % LEL	50 % LEL	0.0%
Ambient air	00% LEL	00% LEL	0.0%
Warn Limit : 20% LEL	Audio Visual Alarm : OK		Reference Gas Can PGPL
Alarm Limit : 50% LEL	Audio Visual Alarm : OK		Make : Ref Gas Can no: 140
Ref Can Cert no:	PGPL/40/2019-20/1498		Valid up to: 06.03.21
Next Cal. Due:	15.03.2021		

Remarks : Instrument Calibrated, Tested OK.
Copy of Ref gas certificate enclosed.



Calibrated By





Checked By

- Reference gas cylinders and verification test instruments are traceable to national standards.

Recd.
ANS
22/10/2020

Certificate Of Test & Calibration

CERTIFICATE NO. : IL-01/20-21


DATE: 25.11.2020


Customer : Ipca Laboratories Ltd. (H-4 Plant)
WORK ORDER No. : ZR2000381-Aurangabad-Unit I dtd. 23.09.20
Type of Instrument : Oxygen Gas Monitor
Make / Model No. : Trittech/TM-2014, OX-XT
Tag No/Location : PP Area-VII Section -IV
Sr. No. : N3586/03
Range : 0.0 – 30.0 % Vol.
Accuracy : +/- 0.1%
Calibrated For : Oxygen

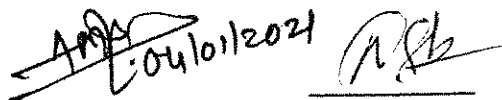
Calibration details

Calibration Gas Used	Display Reading		% Error
	Expected	Obtained	
Ambient air	20.9%	20.9%	0.0%
99.9% Nitrogen	0.1%	0.1%	0.0%
Ambient air	20.9%	20.9%	0.0%
Warn Limit : 19.5%(Falling)	Audio Visual Alarm : OK		Reference Gas Can PGPL
Alarm Limit : 23.5%(Rising)	Audio Visual Alarm : OK		Make : Ref Gas Can no:HPN-321
Ref Can Cert no: 791	Valid up to: 21.08.2021		
Next Cal. Due: 24.05.2021			


Remarks : Instrument Calibrated, Tested OK.
Copy of Ref gas certificate enclosed.


Calibrated By




Checked By

- Reference gas cylinders and verification test instruments are traceable to national standards.



Certificate Of Test & Calibration

CERTIFICATE NO. : IL-01/20-21


DATE: 25.11.2020


Customer : Ipcalaboratories Ltd. (H-4 Plant)
WORK ORDER No. : ZR2000381-Aurangabad-Unit I dtd. 23.09.20
Type of Instrument : Oxygen Gas Monitor
Make / Model No. : Trittech/TM-2014,OX-XT
Tag No/Location : PP Area-VII Section -IV
Sr. No. : N3586/03
Range : 0.0 – 30.0 % Vol.
Accuracy : +/- 0.1%
Calibrated For : Oxygen


Calibration details

Calibration Gas Used	Display Reading		% Error
	Expected	Obtained	
Ambient air	20.9%	20.9%	0.0%
99.9% Nitrogen	0.1%	0.1%	0.0%
Ambient air	20.9%	20.9%	0.0%
Warn Limit : 19.5%(Falling)	Audio Visual Alarm : OK	Reference Gas Can PGPL	
Alarm Limit : 23.5%(Rising)	Audio Visual Alarm : OK	Make :	
Ref Can Cert no: 791		Ref Gas Can no:HPN-321	
Next Cal. Due: 24.05.2021		Valid up to: 21.08.2021	

Remarks : Instrument Calibrated, Tested OK.
Copy of Ref gas certificate enclosed.


Calibrated By




Checked By

- Reference gas cylinders and verification test instruments are traceable to national standards.

ANNEXURE-7

SOP OF MEDICAL EXAMINATION



ipca Laboratories Limited (Aurangabad)		
Standard Operating Procedure		
TITLE	MEDICAL EXAMINATION	Department : EHS(Health)
		SOP No. : GMP/ABD/EHS(H)/03
		Revision. No. : 05
		Supersedes : 04
		Page No. 01 of 05
Issue Date	Effective Date	Review Date
Jan' 2019	27 JAN 2019	Jan' 2022

- 1.0 OBJECTIVE :**
To ensure that the entire employee meet a satisfactory level of health requirements so that in order to ensure that the product is not contaminated in any way due to suffering of any employee by a contagious or communicable disease and render their services more efficiently.
- 2.0 SCOPE :**
This procedure is applicable for the medical examination of all the employees at ipca laboratories Ltd. Aurangabad.
- 3.0 RESPONSIBILITY(s)**
- 3.1 OHC Incharge is responsible for pre-employment & periodical/ annual medical examination of all staff employees to ensure their physical fitness for work in this factory.
 - 3.2 All HOD's/ managers/ Assistant managers of respective department/ plant shall be responsible to inform and arrange to send their department /plant employees for medical examination at OHC within schedule time of Annual and periodical medical check up.
 - 3.3 OHC Incharge shall be responsible for preserving the pre-employment & periodical/annual medical examination reports.
 - 3.4 All Employees shall be responsible to complete their own medical examination as per schedule and within stipulated time.
 - 3.5 **Accountability :**
Human resource department - Head/ designee is accountable for ensuring the physical fitness of employees before and after joining of employees.

	Prepared By	Reviewed By		Approved By
Sign.				
Date	19/01/2019	19/01/19	17/01/19	22/01/19
Name	Dr. Ravi Bhopale	A.M. Navare	V.B. Machare	M.R. Choudhary
Department	EHS(H)	EHS	HR	QA

CONTROLLED COPY NO. 01
 LOCATION: A/F/15/QAD/01/01.00
 ISSUE DATE: 28/01/2019
 SIGN:



Ipca Laboratories Limited (Aurangabad)		
Standard Operating Procedure		
TITLE	MEDICAL EXAMINATION	Department : EHS(Health)
		SOP No. : GMP/ABD/EHS(H)/03
		Revision. No. : 05
		Supersedes : 04
		Page No. 02 of 05
Issue Date	Effective Date	Review Date
Jan' 2019	27 JAN 2019	Jan' 2022

4.0 EHS PRECAUTION(s):

All safety procedure shall be followed as applicable.

5.0 DEFINITION(s) :

Medical Examination : An examination carried out to determine the physical fitness of an applicant for a job.

6.0 PROCEDURE :

6.1 The medical examination of employees shall be conducted in the following manner.

6.1.1 Pre-employment medical examination :

6.1.1.1 The selected candidate shall be send for pre-employment medical checkup with pre-employment medical requisition letter as per annexure # I. The pre-employment medical examination must be done by the doctor who is MCI registered doctor.

6.1.2 Periodic (Half yearly) medical examination :


6.1.2.1 The periodic (Half yearly) medical examination of an employee shall be carried out as per Annexure # II, in the the month of January (±1 month) and July (±1 month) of every year.

6.1.2.2 Who is eligible:

Those employee who has completed minimum 6 month after joining the company.

	Prepared By	Reviewed By		Approved By
Sign.	<i>[Signature]</i>	<i>[Signature]</i>	<i>[Signature]</i>	<i>[Signature]</i>
Date	19/01/2019	19/01/19	19/01/19	22/01/2019
Name	Dr. Ravi Bhojle	A. M. Suvast	V. B. Malapur	M. R. Choudhary
Department	EHS(H)	EHS	HR	QA

CONTROLLED COPY NO. 01
 LOCATION AIF/15/QAD/01/01.00
 ISSUE DATE 28/01/2019



Ipca Laboratories Limited (Aurangabad)		
Standard Operating Procedure		
TITLE	MEDICAL EXAMINATION	Department : EHS(Health)
		SOP No. : GMP/ABD/EHS(H)/03
		Revision. No. : 05
		Supersedes : 04
		Page No. 03 of 05
Issue Date	Effective Date	Review Date
Jan' 2019	27 JAN 2019	Jan' 2022

6.1.3 Annual medical examination :

6.1.3.1 The annual medical examination is carried out as per annexure # III in the month of January (\pm 1 month) every year.

6.1.3.2 Who is eligible:

The annual medical examination shall be done of those confirmed employee who has completed his one year with factory from the date of joining and before the date of annual medical examination.

6.1.3.3 The annual medical examination must done by MCI registered doctor.

6.1.3.4 If any employee is on leave or absent on the date of annual medical examination, then whenever he will be in the factory then we will send him to concern hospital and will complete the examination.

6.1.3.5 Copy of medical report shall be filed in a separate file. The concerned person shall be apprised about the main highlights of the check-up verbally.

6.1.4 Hospital Refer Slip :

During routine medical examination or if any occupational injury or illness case is identified, the case shall be referred to specialist for further treatment/advice, with factory authorized referral slip annexure # IV which is signed by medical officer or authorized signatory .

6.2 Audiometry test shall be done of those workers who are working in Maintenance, Diesel generator area, utility, compressor area & other high noise areas.

	Prepared By	Reviewed By		Approved By
Sign.				
Date	19/01/2019	19/01/19	19/01/19	21/01/2019
Name	Dr. Ravi Bhople	A.M. Deshpande	V.S. Deshpande	M.R. Choudhary
Department	EHS(H)	EHS	HR	QA

CONTROLLED COPY NO. 01
 LOCATION A/FM15/QAD/01/01.00
 ISSUE DATE 28/01/2019



ipca

Ipca Laboratories Limited (Aurangabad)		
Standard Operating Procedure		
TITLE	MEDICAL EXAMINATION	Department : EHS(Health)
		SOP No. : GMP/ABD/EHS(H)/03
		Revision. No. : 05
		Supersedes : 04
		Page No. 04 of 05
Issue Date	Effective Date	Review Date
Jan' 2019	27 JAN 2019	Jan' 2022

- 6.3 Spirometry test shall be done of those workers who are working in powder processing area, production area, boiler area & other powder/dust generating areas.
- 6.4 SGOT,SGPT test shall be done during annual medical checkup of those persons whose age is more than 40 years.

7.0 REFERENCE (s)

SOP No. (Current Version)	Title
GMP/ABD/QAD/01	Preparation, Approval, Issue, Review and Control of Standard Operating Procedures.

8.0 ABBREVIATION(s)

OHC	Occupational Health Centre
HR	Human Resources
EHS	Environment, Health & Safety
HB	Hemoglobin
ESR	Erythrocyte Sedimentation Rate
DC	Differential Count.
CBC	Complete Blood Count
SGOT	Serum Glutamic Oxaloacetic Transaminase
SGPT	Serum Glutamic Pyruvic Transaminase
MCI	Medical Council Of India

	Prepared By	Reviewed By		Approved By
Sign.				
Date	19/01/2019	19/01/19	19/01/19	21/01/2019
Name	Dr. Ravi Bhople	A.M. Sudhakar	V.B. Mankar	M.R. Choudhary
Department	EHS(H)	EHS	HR	QA

CONTROLLED COPY NO. 01
 LOCATION A/F/15/QAD/01/01.00
 ISSUE DATE 28/01/2019



ipca

Ipca Laboratories Limited (Aurangabad)		
Standard Operating Procedure		
TITLE	MEDICAL EXAMINATION	Department : EHS(Health)
		SOP No. : GMP/ABD/EHS(H)/03
		Revision. No. : 05
		Supersedes : 04
		Page No. 05 of 05
Issue Date	Effective Date	Review Date
Jan' 2019	27 JAN 2019	Jan' 2022


9.0 ANNEXURE (s)

Annexure No.	Details / Title of Annexure	Format No.
Annexure # I	Pre-employment medical examination requisition letter	A/F/17/EHS(H)/03/01.00
Annexure # II	Periodical medical examination	A/F/17/EHS(H)/03/02.01
Annexure # III	Annual medical examination	A/F/17/EHS(H)/03/03.01
Annexure # IV	Hospital refer slip	A/F/17/EHS(H)/03/04.00

	Prepared By	Reviewed By		Approved By
Sign.	<i>[Signature]</i>	<i>[Signature]</i>	<i>[Signature]</i>	<i>[Signature]</i>
Date	19/01/2019	19/01/19	19/01/19	22/2/19
Name	Dr. Ravi Bhopke	A. M. Suresh	V. B. M. Suresh	M. R. Choudhary
Department	EHS(H)	EHS	HR	QA

CONTROLLED COPY NO. 87
 LOCATION : AURANGABAD
 ISSUE DATE : 28/01/2019
 SIGN : *[Signature]*

A/F/15/QAD/01/01.00



Ipcal Laboratories Limited (Aurangabad)
EHS Department
REVISION CARD

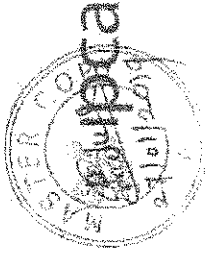
SOP No: GMP/ABD/EHS(H)/03
 Title :- MEDICAL EXAMINATION

Format No:A/F/15/QAD/01/03.00
 Page No. 01 of 02

Sr. No.	DETAILS OF REVISION	REASON FOR REVISION	REVISION NO./DATE	APPROVD BY / ON
01	Biennial Review	Need based	01/ Nov'2011	NSP 23/11/2011
02	SOP updated as per SOP on SOP	To be in line with SOP on SOP Ref.CCP No. CCP/ABD-EHS/H-/006/2014	02/ Sep'2014	P.K. Shirbhate 29/09/2014
03	1) Addition of medical tests in periodical medical exam. 2) Procedure format elaborated for better documentation.	Need Based As per GMP/ABD/QAD/01 (SOP in line with SOP in SOP and as per approved track wise CCP No. 49855	03/ Oct. 2016	Sandeep S. 24/10/2016

Sign.	Prepared By	Reviewed By	Approved By
	<i>[Signature]</i>	<i>[Signature]</i>	<i>[Signature]</i>
Date	19/01/2019	19/01/19	22/02/2019
Name	Dr. Ravi Bhople	V.S. Machanwar	M.R. Chandrak
Department	EHS(H)	EHS	QA

CONTROL NO. 91
 LOCATION: AURANGABAD
 ISSUE DATE: 22/02/2019



Ipcalabs Limited (Aurangabad)
EHS Department
REVISION CARD

SOP No: GMP/ABD/EHS(H)/03
 Title :- MEDICAL EXAMINATION

Format No: A/F/15/QAD/01/03.00
 Page No. 02 of 02

Sr. No.	DETAILS OF REVISION	REASON FOR REVISION	REVISION NO./DATE	APPROVED BY / ON
04	1) Following procedure Format added for better documentation: i) Annexure #I- Pre-employment medical check-up requisition letter. ii) Annexure #II- Periodical medical examination schedule. iii) Annexure # III- Annual medical examination schedule. iv) Annexure # IV- Hospital refer slip	Need Based As per GMP/ABD/QAD/01 (SOP in line with SOP in SOP and as per approved track wise CCP No. 68324)	04/ July 2017	P.K. Shirbhate 21/07/2017
05	SOP revised for accountability, responsibility, and editorial changes in formats.	Need Based As per GMP/ABD/QAD/01 (SOP in line with SOP in SOP and as per approved track wise CCP No. 118346)	05/ Jan' 2019	<i>[Signature]</i> 22/01/2019

Sign.	Prepared By	Reviewed By	Approved By
<i>[Signature]</i>	<i>[Signature]</i>	<i>[Signature]</i>	<i>[Signature]</i>
Date	19/01/2019	17/01/19	22/01/2019
Name	Dr. Ravi Shople	A. M. SURESH	M.R. Choudhary
Department	EHS(H)	EHS	QA

CONTROLLED COPY NO. 001
 LOCATION: Department AD
 ISSUE DATE: 28/01/2019



Ipca Laboratories Limited (Aurangabad)

EHS Department

Annexure # I

PRE-EMPLOYMENT MEDICAL EXAMINATION REQUISITION LETTER

SOP No.: GMP/ABD/EHS(H)/03

Format No :A/F/17/EHS(H)/03/01.00

To,

Date:

Address :

Sub: Pre-Employment Medical Checkup

Dear Sir,

We are sending Mr/Mrs/Ms. for pre-employment medical checkup.

Following examinations are to be done during pre-employment medical checkup.

1.	Physical Test	<u>General Examination</u> Height, Weight, Vision, Skin condition, Pulse, Blood Pressure, Lymphadenopathy, Cyanosis, Clubbing, Oedema of feet, Peripheral pulsation <u>Systemic Examination</u> Cardiovascular system, Respiratory system, Alimentary system, CNS Examination
2.	Blood Examination	CBC, ESR, F & PP Blood Sugar Blood group (if required), SGOT/SGPT, Serum, Creatinine, HIV
3.	Urine Test	Routine
4.	X-Ray	Chest-PA View

Note : "Please "Pre-employment Medical Check up & Fitness/ unfit certificate" and send all reports accordingly."

Thanking you,

HR Dept.

Ipca Laboratories Limited, Unit-I, Aurangabad

Candidate Signature

CONTROLLED COPY NO. 01
LOCATION AURANGABAD
ISSUE DATE 28/01/2019
SIGN. <i>[Signature]</i>

Approved By <i>[Signature]</i>
28/01/19




Ipca Laboratories Limited (Aurangabad)
EHS Department
Annexure # II
Periodical medical examination

SOP No.: GMP/ABD/EHS(H)/03

Format No.: A/F/17/EHS(H)/03/02.01

Ipca Laboratories Limited (Aurangabad) EHS Department Periodical medical examination	
SOP No.: GMP/ABD/EHS(H)/03	
Format No.: A/F/17/EHS(H)/03/02.01	
Type of Test	Frequency
General 1. Height 2. Weight 3. Eyes 4. Ear, Nose, Throat 5. Skin 6. Respiratory system 7. Cardiovascular System 8. Central Nervous system 9. Digestive system 10. Genito-urinary system 11. Musculo-skeletal system	6 months \pm 1 month

CONTROLLED COPY NO. 01
LOCATION - AURANGABAD
ISSUE DATE - 28/01/2019
SIGNATURE

Approved By 
22/01/19



Ipca Laboratories Limited (Aurangabad)
EHS Department
Annexure # III
Annual medical examination

SOP No.: GMP/ABD/EHS(H)/03

Format No.: A/F/17/EHS(H)/03/03.01

Ipca Laboratories Limited (Aurangabad) EHS Department Annual medical examination	
SOP No.: GMP/ABD/EHS(H)/03	
Format No.: A/F/17/EHS(H)/03/03.01	
Type Of test	Frequency
General 1. Audiometry 2. Spirometry	12 month \pm 1 month
Pathology 1. Complete Blood count with differential and platelet count 2. Erythrocyte sedimentation rate 3. Random Blood sugar 4. Urine routine	12 month \pm 1 month
Chest X-ray	24 month \pm 1 month

CONTROLLED COPY NO. 01
LOCATION: AURANGABAD
ISSUE DATE: 28/01/2019
SIGN: *[Signature]*

Approved By: *[Signature]*
28/01/19

Ipca Laboratories Limited (Aurangabad)
EHS Department
Annexure # IV
Hospital Refer Slip



SOP No.: GMP/ABD/EHS(H)/03

Format No :A/F/17/EHS(H)/03/04.00

Ipca Laboratories Limited (Aurangabad)
EHS Department
Hospital Refer Slip

SOP No.: GMP/ABD/EHS(H)/03

Format No :A/F/17/EHS(H)/03/04.00

Date :

To,
The _____ Hospital,

Here refer with

Name of employee _____ for c/o _____

Kindly examine the same and give your expert opinion and management.
Thanking you.

Medical officer/
Authorized signatory
Ipca Laboratories Ltd.

Approved By M. G. J.
22/01/19

CONTROLLED COPY NO. 01
LOCATION : AURANGABAD
ISSUE DATE 28/01/2019
SIGN R. K. J.

ANNEXURE-8

SIX MONTHLY SAFETY MOCK DRILL REPORT

O.C.



Date:- 15.03.2021

To,
The Joint Director,
Industrial Safety and Health
Kamgar Kalyan Bhavan, 2nd floor,
Opp. Siddharth Garden, near Central Bus Stand, Kofwalpura,
Aurangabad- 431001.

Sub: Report of planned Mock Drill at our site.

Dear Sir,

As per our planned schedule, we have completed the planned mock drill on 10.03.2021 at 16:21 hrs. In Plant-6 area in presence of our internal observers, Mr. R.N. Yadav, Mr. Devdatt Kulkarni, A.M. Survase & Sachin Potdar for checking our emergency preparedness system. Please find attached herewith the report of Mock Drill & its photographs conducted in our premises for your kind information & records.

We hope that you will find it in order.

Yours faithfully,

For Ipca Laboratories Ltd.

(Hirenkumar Shah)

Factory Manager

F. A. Shah
15/03/2021

Encl:- 1. Report of Mock drill & its photograph report.

Received
16/03/21

सह संचालक, औद्योगिक सुरक्षा
व आरोग्य संचालनालय, पराठवाडा विभाग,
कल्याण संस्थापक मार्ग, २ रा मजला,
नि.सु.अ. उद्योगात्मक, कातवालपुरा
औरंगाबाद ४३१००१

Ipca Laboratories Ltd.
www.ipca.com

Ipca Laboratories Limited (Aurangabad)

EHS Department

Annexure#II

Six Monthly Mock Drill Report

SOP No.: GMP/ABD/EHS(S)/35

Format No.: A/F/16/EHS(S)/35/02.00

Page 1 of 4

Ipca Laboratories Limited (Aurangabad)

EHS Department

Six Monthly Mock Drill Report

SOP No.: GMP/ABD/EHS(S)/35

Format No.: A/F/16/EHS(S)/35/02.00

\$ Name & Address of Industry:

\$ Industrial Area –

Waluji



CHK



Paithan



\$ Objective

: To assess emergency preparedness, response time of various agencies and performance of the existing emergency system on date of drill.

\$ Drill witnessed by

: Team of A'bad Dignitaries from office of the Collectorate, Jt. Director DISH, MPCB, Safety Professionals, Experts & OHS Specialists

\$ Factory Manager

: Mr. Hirenkumar Shah.

\$ Safety Officer

: Mr. A.M Survase . Mobile No.8888867017.

\$ Observers

: 1) R.N Yadav .
2) D.P kulkarni.

LOCATION : Plant 6 tank farm area (fire happened during solvent residue unloading into Drum)

Ipca Laboratories Limited (Aurangabad)

EHS Department

Annexure#II

Six Monthly Mock Drill Report

SOP No.: GMP/ABD/EHS(S)/35

Format No.: A/F/16/EHS(S)/35/02.00

Page 2 of 4

1.	LOCATION OF EMERGENCY	<i>Plant 6 tank farm area.</i>	
2.	DATE OF THE DRILL	10/03/2021	
3.	NATURE OF EMERGENCY	<i>fire happened during solvent residue unloading into Drum</i>	
4.	DETAILS OF RESPONSE TIME		
	ACTIVITY	TIME	RESPONSE
4.1	Emergency spotted / Announcement.	16:21	
4.2	Alarm raised (vocal) / Hand Siren Operation	16:21:24	24 Seconds
4.3	Electrical Siren sounded (wailing)	16:21:24	24 seconds
4.4	Fire Engine started	16:22	01 Minute
4.5	Monitor / Sprinkler started	16:22:36	01 mint 40 seconds
4.6	DCP F/E discharged at site.	16:21:55	55 seconds
4.7	Foam application	16:21:54	54 seconds
4.8	Rescue teams on site :		
	A. Fire combat team	16:21:20	20 seconds
	B. First aid team	16:21:53	53 seconds
	C. Auxilliary team	NA	NA
4.9	All Bulk / Packed flammable material Evacuated / shifted / transported.	NA	NA
4.10	Mutual aid members arrived at site :- 1) NA 2) NA	NA	NA
4.11	All clear given on site	16:27	06 Minute
4.12	Role of Incident Controller.	Excellent	--
4.13	Head count(Nos)at assembly point.	530 Nos	--
4.14	Emergency Equipment used A) fire Extinguishers B) SCBA Set C) Hydrant Point	02 Nos ---- 01 Nos	--

Note : Response time with respect to spotting of Emergency

Ipca Laboratories Limited (Aurangabad)

EHS Department

Annexure#II

Six Monthly Mock Drill Report

SOP No.: GMP/ABD/EHS(S)/35

Format No.: A/F/16/EHS(S)/35/02.00

Page 3 of 4

ASSESSMENT :-

5.0 Attendance & Response Time:

Sr. No.	Responsibility	Expected Time	Actual Time
1	Incident Controller	01 Min.	45 second
2	Hose Team	02 Min.	01 Mint
3	First Aid Team	02 Min.	53 second
4	Monitor	02 Min.	55 second
5	Sprinkler Operation	02 Min	NA
6	Fire Tender at site	03 Min.	NA
7	Ambulance	05 Min.	55 second

6.0 Performance & Observations:

Activities	Action As Per EMP	Observations
Fire Hydrant System Operation	Utility person & Safety person operate the Fire hydrant system .	All Plant 6 team performed their roll
Emergency communication	Emergency contact Number, Fire Siren / All clear siren.	Incident controller contact with security officer on telephone
Ambulance reached at incident location	Plant 6 employ's informed security officer & immediately ambulance reached at location	All activity & casualty handle properly
Head Count	Dept. Head / HR & Admin Dept	Security officer informed Head count to Emergency controller
All clear siren	All people together at assembly point	After head count all clear siren done

Ipca Laboratories Limited (Aurangabad)

EHS Department

Annexure#II

Six Monthly Mock Drill Report

SOP No.: GMP/ABD/EHS(S)/35

Format No.: A/F/16/EHS(S)/35/02.00

Page 4 of 4

7.0 Concluding Remarks :

Sr. No.	Observations	Action by	Compliance Time / Status
1	During fire fighting operation Hose pipe Slipped from hand.	Immediately collected hose pipe , Open hose valve & start fire fighting.	Implemented
2	Patient head direction was wrong during moving towards ambulance	Immediate informed to first Aid team	Implemented

Note: Mention N. A., if the requirement is not intended for the scenario considered.

\$ Report Compiled by: Mr.Sunil deshpande.

\$ Report Released by: Mr. A. M. Survase.


Signature

Safety Officer


Signature

Factory Manager


N.A.
Signature

Outside Experts / Representative


DISCLAIMER CLAUSE

- 1) This report is intended solely for the intended users – Industrial Safety & Health Department
- 2) The information given in this mock drill report is confidential and legally privileged.
- 3) Any disclosure, copying publication or distribution of the report / part of this mock drill report, or any action or omission carried out by any outsider is prohibited and may be unlawful.
- 4) Access to this report by anyone outsider is unauthorized, if he is not the intended recipient.

Six Monthly Mock Drill Report




fire happened during solvent residue unloading into Drum




Injured person

Six Monthly Mock Drill Report



DCP Type fire extinguisher operated by fire fighting team



Fire hydrant system (AFFF foam) operated by fire fighting team

Six Monthly Mock Drill Report



Rescue team member checking the ambulance for shifting injured person.



Rescue team member checking the ambulance for shifting injured person.

Six Monthly Mock Drill Report




plant Plan Employees goes to assembly point .




plant Plan Employees gathered at assembly point .

Six Monthly Mock Drill Report



Plant Plan Employees gathered at assembly point.



Emergency control team revive mock drill observation

ANNEXURE-9

**NEWS PAPER
PUBLIC NOTICE
IN ENGLISH & MARATHI**

PUBLIC NOTICE

We, M/s. IPCA Laboratories Ltd. hereby bring into the notice of general public that the State Environmental Impact Assessment Authority, Govt. of Maharashtra has granted Environmental Clearance for the proposed expansion for manufacturing of Pharmaceutical products and Intermediates at H-4, MIDC-Waluj, Aurangabad of M/s. IPCA Laboratories Ltd. vide letter no. SEAC-2011/CR-152/TC-2 dated 17.04.2015. The copy of the environmental clearance letter is available with Maharashtra Pollution Control Board and may also be seen on website of SEAC/SEIAA on <http://ec.maharashtra.gov.in>

For Ipca Laboratories Limited

जाहीर सुचना

आम्ही मे.इप्का लेबोरेटरीज लि-याद्वारे सर्वसाधारण जनतेस कळवू इच्छितो कि महाराष्ट्र शासनाच्या पर्यावरण मंडळाने आमच्या प्रस्तावित विस्तार असलेल्या फार्मास्युटिकल उत्पादने आणि इन्टरमिडीएट,एच-४,म-औ-वि-म-वाळूज जिल्हा औरंगाबाद, महाराष्ट्र, येथील "औदयागिक प्रकल्पाला" १७ एप्रिल, २०१५ रोजी क्र. SEAC-2011/CR-152/TC-2 अन्वेय पर्यावरण विषयक मंजूरी दिली आहे. पर्यावरण विषयक मंजूरीची प्रत महाराष्ट्र प्रदुषण नियंत्रण मंडळ यांच्या कार्यालयामध्ये तसेच पर्यावरण विभाग, महाराष्ट्र शासन यांच्या <http://www.ec.maharashtra.gov.in> या संकेतस्थळावर उपलब्ध आहे.

मे.इप्का लेबोरेटरीज लि.

Wish to skip Modi's function

Times News Network

Bihar chief minister Nitish Kumar will skip Modi's function in Arrah, Bihar, where Prime Minister Narendra Modi will be inaugurating the new function. Kumar said he will skip the function because he is busy with his work. He said he will skip the function because he is busy with his work. He said he will skip the function because he is busy with his work.

IS link: Lens on Gulf students studying in UP

UP Commissioner Anil Sinha on Monday said that he has directed the police and security forces in all districts of the division to keep a close eye on students from Gulf countries, particularly Afghanistan, who are studying in the state. According to Sinha, intelligence reports suggest that some of these students are linked to terrorism. He said he has directed the police to keep a close eye on these students and to report any suspicious activities to him immediately.

PUBLIC NOTICE

We, M/s. IPCA Laboratories Ltd. hereby bring into the notice of general public that the State Environmental Impact Assessment Authority, Govt. of Maharashtra has granted Environmental Clearance for the proposed expansion for manufacturing of Pharmaceutical products and intermediates at H-4, MIDC-Waluj, Aurangabad of M/s. IPCA Laboratories Ltd. vide letter no. SEAC/2011/CR-152/TC-2 dated 17.04.2015. The copy of the environmental clearance letter is available with Maharashtra Pollution Control Board and may also be seen on website of SEAC/SEIAA on <http://ec.maharashtra.gov.in>

For Ipca Laboratories Limited

UNITED NATIONS DEVELOPMENT PROGRAMME

INVITES BID, THROUGH E-TENDERING PORTAL, FROM REPUTED ORGANIZATIONS FOR:

PREPARATORY ASSESSMENT FOR ELECTRONIC VACCINE INTELLIGENCE NETWORK (eVIN) IN MULTIPLE STATES OF INDIA (RFP/UNDP/INDIA/2015/D26)

<http://www.in.undp.org/content/india/en/home/operations/procurement/>

भारत सरकार
लोक उद्यम चयन बोर्ड
हिन्दुस्तान पेट्रोलियम कॉर्पोरेशन लिमिटेड
में
अध्यक्ष एवं प्रबंध निदेशक
पद के लिए आवेदन आमंत्रित करते हैं।
लोक उद्यम चयन बोर्ड में आवेदन प्राप्त करने की
अंतिम तिथि **18 सितंबर, 2015** है।
जानकारी के लिए वेबसाइट
<http://www.pesb.gov.in>
में लॉग इन करें।

Government of India
Public Enterprises Selection Board (PESB)
invites applications for the post of
**CHAIRMAN AND MANAGING DIRECTOR,
HINDUSTAN PETROLEUM CORPORATION
LIMITED.**

Last date of receipt of applications in PESB is
18th September, 2015.

For details login to website
<http://www.pesb.gov.in>

CSIR-National Institute of Chemical Science & Industrial Research, Baramulla, Jammu & Kashmir. In this regard, the broad technical specifications of the prospective OEM/Distributors for supply, installations, commissioning, maintenance, and repair of the related Techno-commercial and Scheduling of Pre-indent Conference.

Date	Time
31st August, 2015	10:00 AM

Further, the tentative specifications will be posted over our website www.nicser.com (any) will be posted over our website. Visit our website for the purpose. Dealers who are willing to participate in the Storage & Purchase Office, techno-commercially competent technical committee and provide technical capability, financial statements upon PIC discussions and attend PIC. Limited tenders are invited which has been declared. Reserves the right to accept or reject without assigning any reason therefor.

POSSESSION

Whereas the undersigned being the Reconstruction of Bhambal Assam and conferred upon Section 15(2) read with the Notice under Section 15(2) of the said Act, hereby notified in the Notice with future of the said notice.

The borrower having failed to pay in general that the undersigned has taken the powers conferred on him under Section 15(e) without delay.

The borrower in particular and the proceedings with the property will be subject to interest and other expenses thereon.

DEBITORS

Borrower's Name	Demand Notice Date & Amount
1. Mr. Rajesh Rukhmaj Wahul	06-01-2014 2,58,647.
2. Mr. Umesh Digambar Bayasiwal	11-05-2015 20,97,522.
3. Mr. Hamant Anant Chobe & Smt. Madha Hamant Chobe	10-04-2012 13,67,400-27.

Assisted by Resolution Agency - Dynamic
Place : Aurangabad

ANNEXURE-10

EC COPY

Government of Maharashtra

SEAC-2011/CR-152/TC-2
Environment department
Room No. 217, 2nd floor,
Mantralaya Annex,
Mumbai- 400 032.
Dated: 17th April, 2015

To,
M/s. Ipca Laboratories Ltd.
C - 89 to C - 95 MIDC Area,
MIDC Mahad, Dist Raigad

Subject: Environment Clearance for Manufacturing of Pharmaceutical products and intermediates with expansion of existing capacity From 600 MTA to 3615 MTA Mta of IPCA Laboratories Ltd., at H-4, MIDC Waluj, Aurangabad by M/s. Ipca Laboratories Limited.

Sir,

This has reference to your communication on the above mentioned subject. The proposal was considered as per the EIA Notification, 2006, by the State Level Expert Appraisal Committee-I, Maharashtra in its 96th meeting and decided to recommend the project for prior environmental clearance to SEIAA. Information submitted by you has been considered by State Level Environment Impact Assessment Authority in its 83rd meeting.

2. It is noted that the proposal is considered by SEAC-I under screening category 5(f) B1 as per EIA Notification 2006.

Brief Information of the project submitted by Project Proponent is as:

1. Project Proponent	Mr. Faresh Desai
2. Consultant	M/s. Green Circle Inc.
3. New Project / Expansion	Expansion Project
4. Activity schedule in the EIA Notification	Category of 5(f) as per the provision of "EIA Notification No. S.O. 1533 (E)" dated 14.09.2006, amended on December 01, 2009.
5. Area Details	Total plot area: 37100 sq.mt. Built up area: Existing: 15333.07 sq.mt. Proposed: 3630.28 sq.mt.
6. Name of the Notified Industrial area	Maharashtra Industrial Development Corporation (MIDC), MIDC Waluj Industrial Area, Aurangabad, Maharashtra.

	/ MIDC					
7.	TOR given by SEAC? (If yeas then specify the meeting)	84th meeting of the State Level Expert Appraisal Committee (SEAC) held on 1 st & 2 nd August, 2014,				
8.	Estimated capital cost of the Project	Rs. 53 Crores				
9.	Location details of the project :	Latitude: 19° 51' 45.80" N Longitude: 75° 13' 3.01" E Location: at Plot No. H-4, MIDC Waluj Industrial Area, Aurangabad, Maharashtra				
10.	Rain Water Harvesting (RWH)	Rain Water Harvesting Budgetary allocation (Capital cost and O & M cost): Cost (Lacs): 10.0 Lacs Recurring Cost (Lacs): 0.5 Lacs		Capital		
11.	Total Water Requirement	Total water requirement: • Fresh water (CMD): 238 & Source: MIDC, • Recycled water : 287 CMD Use of the water:				
12.		Process (CMD)			100	
13.		Cooling water (CMD)			170	
14.		DM Water (CMD) + Drinking (CMD)			20	
15.		Dust Suppression (CMD)			-	
16.		Green belt (CMD)			45	
17.		Fire service			-	
18.		Others (CMD) (Boiler feed)			190	
19.						
20.	Storm water drainage	<ul style="list-style-type: none"> Natural water drainage pattern The industry is located in Waluj MIDC area where all the facilities are available by MIDC. The land is having gentle slope. Runoff from surrounding areas ultimately joins to Kaum river through medium and small shallow streams. Quantity of Storm water : 9850.28 M³ Size of SWD : Total area of rain water: 26678.99 M² 				
21.		<ul style="list-style-type: none"> quantity of storm water: 9850.28 m³ (generated during monsoon) Size of SWD: 0.30 x 0.60 x 100 m 				
22.	Sewage generation and treatment	<ul style="list-style-type: none"> Amount of sewage generation (CMD): 14 m³/day Proposed treatment for the sewage: ETP 				
23.	Effluent characteristic	Sr. No.	Parameters	Inlet effluent Characteristic	Outlet effluent Characteristic	MPCB/ Standard
		1	pH	4.5 - 9.5	7.5 - 7.6	5.5-8.0
		2	COD	3800 - 4360	190 - 225	< 250 (mg/L)

		3	BOD	820 - 1180	62 - 70	< 100 (mg/L)																																																										
		4	TSS	98-125	44 - 68	< 100 (mg/L)																																																										
		5	Oil & Grease	5 - 7	nil	< 10 (mg/L)																																																										
		6	Phenol	4.4	nil	< 5.0 (mg/L)																																																										
24	ETP details	<ul style="list-style-type: none"> • Amount of Industrial effluent generation : 181 CMD Capacity of ETP : 140 CMD • Amount of treated effluent recycled : 175 CMD • Amount of waste water send to the CETP : 125 CMD • Membership of the CETP (if require) : Yes (All ready member) 																																																														
25	Note on ETP technology to be used	The ETP is comprised of primary, secondary & tertiary treatment unit's viz. equalization tank, neutralization tank, aeration tank, primary & secondary clarifiers and final collection sump. A proposed tertiary treatment in RO and MEE would confirm the effluent characteristics to MPCB norms																																																														
26	Disposal of the ETP sludge (If applicable)	Forwarded to CHWTSDF																																																														
27	Solid waste Management	<p>Non-Hazardous Waste Handling and Disposal Details</p> <table border="1"> <thead> <tr> <th>Sr.No.</th> <th>Non - Hazardous Waste</th> <th>Existing</th> <th>Proposed</th> <th>Total</th> <th>Mode of Disposal</th> </tr> </thead> <tbody> <tr> <td>1</td> <td>Packing Boxes</td> <td>1000 kg / m</td> <td>1000 kg / m</td> <td>2000 kg / m</td> <td>Sale</td> </tr> <tr> <td>2</td> <td>Paper waste</td> <td>400 kg / m</td> <td>600 kg / m</td> <td>1000 kg / m</td> <td>Sale</td> </tr> <tr> <td>3</td> <td>Empty drums</td> <td>300 Nos/ y</td> <td>10000 Nos/y</td> <td>10300 nos/ y</td> <td>Sale</td> </tr> <tr> <td>4</td> <td>Plastic bags</td> <td>-</td> <td>25 mt / y</td> <td>25 mt /y</td> <td>Sale</td> </tr> <tr> <td>5</td> <td>Plastics containers</td> <td>-</td> <td>7000 nos y</td> <td>7000 nos /y</td> <td>Sale</td> </tr> <tr> <td>6</td> <td>Cotton garbage</td> <td>-</td> <td>4 mt / y</td> <td>4.0 mt / y</td> <td>Sale</td> </tr> <tr> <td>7</td> <td>Coal ash</td> <td>-</td> <td>350 mt/ y</td> <td>350 mt/y</td> <td>Sale</td> </tr> </tbody> </table> <p>Hazardous Waste Handling and Disposal Details</p> <table border="1"> <thead> <tr> <th>Sr.No.</th> <th>Hazardous Waste</th> <th>Proposed Rate of</th> <th>Total Rate of</th> <th>Mode of Disposal</th> </tr> </thead> <tbody> <tr> <td></td> <td></td> <td></td> <td></td> <td></td> </tr> </tbody> </table>					Sr.No.	Non - Hazardous Waste	Existing	Proposed	Total	Mode of Disposal	1	Packing Boxes	1000 kg / m	1000 kg / m	2000 kg / m	Sale	2	Paper waste	400 kg / m	600 kg / m	1000 kg / m	Sale	3	Empty drums	300 Nos/ y	10000 Nos/y	10300 nos/ y	Sale	4	Plastic bags	-	25 mt / y	25 mt /y	Sale	5	Plastics containers	-	7000 nos y	7000 nos /y	Sale	6	Cotton garbage	-	4 mt / y	4.0 mt / y	Sale	7	Coal ash	-	350 mt/ y	350 mt/y	Sale	Sr.No.	Hazardous Waste	Proposed Rate of	Total Rate of	Mode of Disposal					
Sr.No.	Non - Hazardous Waste	Existing	Proposed	Total	Mode of Disposal																																																											
1	Packing Boxes	1000 kg / m	1000 kg / m	2000 kg / m	Sale																																																											
2	Paper waste	400 kg / m	600 kg / m	1000 kg / m	Sale																																																											
3	Empty drums	300 Nos/ y	10000 Nos/y	10300 nos/ y	Sale																																																											
4	Plastic bags	-	25 mt / y	25 mt /y	Sale																																																											
5	Plastics containers	-	7000 nos y	7000 nos /y	Sale																																																											
6	Cotton garbage	-	4 mt / y	4.0 mt / y	Sale																																																											
7	Coal ash	-	350 mt/ y	350 mt/y	Sale																																																											
Sr.No.	Hazardous Waste	Proposed Rate of	Total Rate of	Mode of Disposal																																																												

		generation in MT / Year	generation in MT / Year	
1	Spent Oil,	175 KL/Y	2.5	Sale to authorized party
2	Residue Waste	450 mt / y	462	Incineration at Ratlam / cement plant
3	Spent carbon	300 MT/Y	308	Incineration at Ratlam / cement plant
4	Recycle spent catalyst	5 MT/Y	5	CHWTSDF/ sale
5	Off Specificator product	5 MT/Y	5	Incineration at Ratlam / cement plant
6	Date expired discarded control sample	5 MT	5	Incineration at Ratlam / cement plant
7	Spent mother liquor	200 KL/Y	240	Sale to authorized party
8	Spent Organic solvent	470 MT/Y	500	Sale to authorized party
9	Discarded containers	1000 Nos / Y	1050	Sale / reuse for residue packing
10	Spent ion exchange resin	5 MT / Y	5	CHWTSDF / Sale
11	ETP sludge	500 MT/Y	512	CHWTSDF/ cement plant
12	Oil & Grease skimming residue	2MT/Y	2	CHWTSDF/ cement plant
13	Fly ash	2000 MT/Y	2000	Sale
14	Distillation Residue	1000 MT/Y	1072	Incineration at Ratlam / cement plant
15	E- waste	2 mt	2 mt	Sale / CHWTSDF

	proposed activity). Please indicate the specific section to which the stack is attached. e.g.: Process section, D.G. Set, Boiler, Power Plant, incinerator etc. Emission rate (kg/hr.) for each pollutant (SPM, SO ₂ , NO _x etc. should be specified	<table border="1"> <tr> <td></td> <td></td> <td></td> <td></td> <td></td> <td></td> <td></td> </tr> <tr> <td>Boiler-2</td> <td></td> <td>30</td> <td>1200 mm - 800 mm</td> <td>SPM: 54.57 SO₂: 0.34 kg/hr NO_x: 0.26</td> <td>160</td> <td></td> </tr> <tr> <td>DG Set I & II</td> <td>2</td> <td>6.50</td> <td>250 mm</td> <td>SPM: 120 SO₂: 6.60 kg/day NO_x: 0.26</td> <td>230</td> <td></td> </tr> </table>													Boiler-2		30	1200 mm - 800 mm	SPM: 54.57 SO ₂ : 0.34 kg/hr NO _x : 0.26	160		DG Set I & II	2	6.50	250 mm	SPM: 120 SO ₂ : 6.60 kg/day NO _x : 0.26	230	
Boiler-2		30	1200 mm - 800 mm	SPM: 54.57 SO ₂ : 0.34 kg/hr NO _x : 0.26	160																							
DG Set I & II	2	6.50	250 mm	SPM: 120 SO ₂ : 6.60 kg/day NO _x : 0.26	230																							
31	Emission Standard	<table border="1"> <thead> <tr> <th>Pollutants</th> <th>Emission Standard Limit (mg/Nm³)</th> <th>Proposed Limit (mg/Nm³)</th> <th>MPCB Consent (mg/Nm³)</th> </tr> </thead> <tbody> <tr> <td>SPM/TPM</td> <td>-</td> <td>Not to exceed</td> <td>150.0</td> </tr> <tr> <td>SO₂ (from boiler)</td> <td>-</td> <td>Not to exceed</td> <td>210 Kg/d</td> </tr> <tr> <td>SO₂/NO_x</td> <td>-</td> <td>Not to exceed</td> <td>50</td> </tr> <tr> <td>Acid mist</td> <td>-</td> <td>Not to exceed</td> <td>35.0</td> </tr> </tbody> </table>						Pollutants	Emission Standard Limit (mg/Nm ³)	Proposed Limit (mg/Nm ³)	MPCB Consent (mg/Nm ³)	SPM/TPM	-	Not to exceed	150.0	SO ₂ (from boiler)	-	Not to exceed	210 Kg/d	SO ₂ /NO _x	-	Not to exceed	50	Acid mist	-	Not to exceed	35.0	
Pollutants	Emission Standard Limit (mg/Nm ³)	Proposed Limit (mg/Nm ³)	MPCB Consent (mg/Nm ³)																									
SPM/TPM	-	Not to exceed	150.0																									
SO ₂ (from boiler)	-	Not to exceed	210 Kg/d																									
SO ₂ /NO _x	-	Not to exceed	50																									
Acid mist	-	Not to exceed	35.0																									
32	Ambient Air Quality Data	<table border="1"> <thead> <tr> <th>Pollutant</th> <th>Permissible Standard</th> <th>Proposed Limit (µg/m³)</th> <th>Remarks</th> </tr> </thead> <tbody> <tr> <td>PM₁₀</td> <td>100 µg/m³</td> <td>68.6</td> <td rowspan="5">Within Limit</td> </tr> <tr> <td>PM_{2.5}</td> <td>60 µg/m³</td> <td>18.9</td> </tr> <tr> <td>SO₂</td> <td>80 µg/m³</td> <td>9.1</td> </tr> <tr> <td>NO_x</td> <td>80 µg/m³</td> <td>14.8</td> </tr> <tr> <td>CO</td> <td>2 mg/m³</td> <td>0.123</td> </tr> </tbody> </table>						Pollutant	Permissible Standard	Proposed Limit (µg/m ³)	Remarks	PM ₁₀	100 µg/m ³	68.6	Within Limit	PM _{2.5}	60 µg/m ³	18.9	SO ₂	80 µg/m ³	9.1	NO _x	80 µg/m ³	14.8	CO	2 mg/m ³	0.123	
Pollutant	Permissible Standard	Proposed Limit (µg/m ³)	Remarks																									
PM ₁₀	100 µg/m ³	68.6	Within Limit																									
PM _{2.5}	60 µg/m ³	18.9																										
SO ₂	80 µg/m ³	9.1																										
NO _x	80 µg/m ³	14.8																										
CO	2 mg/m ³	0.123																										
33	Details of Fuel to be used:	Sr. No.	Fuel	Daily Consumption (TPD/ KLD)	Calorific value	% Ash	% Sulph																					

		Existing	Proposed	(Kcals /kg)		ur	
		1	Gas	-	-	-	
		2	Naphtha	-	-	-	
		3	HSD	300 lit/d	300 lit/d	-	
		4	Fuel Oil				
		5	Coal		11 MT/Day	4200 16.5 0.45	
		6	Lignite	-	-	-	
		7	Other: Pet Coke	10 MT/Day	-	7998.71 2.53 4.86	
		Source of fuel : Coal: From Western Coalfield Coke: Domestic Mode of transportation of fuel to site: By Roadways.					Pet
34	Energy	Power supply: MSEB/Grid • Existing power requirement : 800 KVA • Proposed power requirement : 700 KVA DG sets 1000 KVA, 1010 KVA (Stand by)					
35	Green Belt Development	• Green belt area : 12243sq. mt. • Number and species of trees to be planted: • Number, size, age and species of trees to be cut, trees to be transplanted: No tree to cut					
36	Details of Pollution Control Systems:	Sr. No.	Aspects	Existing pollution control system	Proposed to be installed		
		1	Air	Mechanical dust collector followed by wet scrubber	Mechanical dust collector followed by wet scrubber.		
		2	Water	Effluent Treatment Plant (ETP)	R.O., MEE		
		3	Noise	The Boiler would be kept in an isolated area with proper acoustic treatment to have the ambient noise level as per CPCB standards. The workers would be provided with proper personal protective equipment (PPE) such as ear plugs, ear muffs etc. The DG sets would	The Boiler would be kept in an isolated area with proper acoustic treatment to have the ambient noise level as per CPCB standards. The workers would be provided with proper personal protective equipment (PPE).		

			be enclosed in canopy as well as silencer.	such as ear plugs, ear muffs etc. The DG sets would be enclosed in canopy as well as silencer.	
		4	Solid Waste	Sale / Recycle	
37	Environmental Management plan Budgetary Allocation	<ul style="list-style-type: none"> Capital cost (With break up): 1190 Lakhs O&M cost (With break up): 365 Lakhs 			
		Sr. No.	Description	Recurring Cost in lacs per annum	Capital Cost in lacs
		1	Air Pollution Control	2.0	30
		2	Ash Handling	-	-
		3	Environmental Lab Equipment & On-line monitoring equipment	-	-
		3	Water Pollution Control	300	1100
		3	Noise Pollution Control	1.0	20
		4	Environment Monitoring and Management	05	03
		5	Reclamation borrow/ mined area (if applicable)	-	-
		6	Occupational Health	5	12
		7	Green Belt	1.5	10
		8	Solid waste management	50	05
		9	Others (Pl. Specify) I) Rain Water Harvesting	0.5	10
			Total	365	1190

5. The proposal has been considered by SEIAA in its 83rd meeting & decided to accord environmental clearance to the said project under the provisions of Environment Impact Assessment Notification, 2006 subject to implementation of the following terms and conditions:

- (i) PP to provide separate electric meter to ETP with AMR facility
- (ii) PP shall be responsible for end disposal of hazardous waste to authorized dealer
- (iii) No additional land shall be used /acquired for any activity of the project without obtaining proper permission.
- (iv) For controlling fugitive natural dust, regular sprinkling of water & wind shields at appropriate distances in vulnerable areas of the plant shall be ensured.
- (v) Regular monitoring of the air quality, including SPM & SO₂ levels both in work zone and ambient air shall be carried out in and around the power plant and records shall be maintained. The location of monitoring stations and frequency of monitoring shall be decided in consultation with Maharashtra Pollution Control Board (MPCB) & submit report accordingly to MPCB.
- (vi) Necessary arrangement shall be made to adequate safety and ventilation arrangement in furnace area.
- (vii) Proper Housekeeping programmes shall be implemented.
- (viii) In the event of the failure of any pollution control system adopted by the unit, the unit shall be immediately put out of operation and shall not be restarted until the desired efficiency has been achieved.
- (ix) A stack of adequate height based on DG set capacity shall be provided for control and dispersion of pollutant from DG set (if applicable)
- (x) A detailed scheme for rainwater harvesting shall be prepared and implemented to recharge ground water.
- (xi) Arrangement shall be made that effluent and storm water does not get mixed.
- (xii) Periodic monitoring of ground water shall be undertaken and results analyzed to ascertain any change in the quality of water. Results shall be regularly submitted to the Maharashtra Pollution Control Board.
- (xiii) Leq of Noise level shall be maintained as per standards. For people working in the high noise area, requisite personal protective equipment like earplugs etc. shall be provided.
- (xiv) The overall noise levels in and around the plant area shall be kept well within the standards by providing noise control measures including acoustic hoods, silencers, enclosures, etc. on all sources of noise generation. The ambient noise levels shall conform to the standards prescribed under Environment (Protection) Act, 1986 Rules, 1989.
- (xv) Green belt shall be developed & maintained around the plant periphery. Green Belt Development shall be carried out considering CPCB guidelines including selection of plant species and in consultation with the local DFO/ Agriculture Dept.
- (xvi) Adequate safety measures shall be provided to limit the risk zone within the plant boundary, in case of an accident. Leak detection devices shall also be installed at strategic places for early detection and warning.
- (xvii) Occupational health surveillance of the workers shall be done on a regular basis and record maintained as per Factories Act.
- (xviii) The company shall make the arrangement for protection of possible fire hazards during manufacturing process in material handling.
- (xix) The project authorities must strictly comply with the rules and regulations with regard to handling and disposal of hazardous wastes in accordance with the Hazardous Waste (Management and Handling) Rules, 2003 (amended). Authorization from the MPCB shall be obtained for collection/treatment/storage/disposal of hazardous wastes.
- (xx) The company shall undertake following Waste Minimization Measures:
 - Metering of quantities of active ingredients to minimize waste.
 - Reuse of by-products from the process as raw materials or as raw material substitutes in other process.
 - Maximizing Recoveries.
 - Use of automated material transfer system to minimize spillage.

- (xxi) Regular mock drills for the on-site emergency management plan shall be carried out. Implementation of changes / improvements required, if any, in the on-site management plan shall be ensured.
- (xxii) A separate environment management cell with qualified staff shall be set up for implementation of the stipulated environmental safeguards.
- (xxiii) Transportation of ash will be through closed containers and all measures should be taken to prevent spilling of the ash.
- (xxiv) Separate silos will be provided for collecting and storing bottom ash and fly ash.
- (xxv) Separate funds shall be allocated for implementation of environmental protection measures/EMP along with item-wise breaks-up. These cost shall be included as part of the project cost. The funds earmarked for the environment protection measures shall not be diverted for other purposes and year-wise expenditure should reported to the MPCB & this department
- (xxvi) The project management shall advertise at least in two local newspapers widely circulated in the region around the project, one of which shall be in the marathi language of the local concerned within seven days of issue of this letter, informing that the project has been accorded environmental clearance and copies of clearance letter are available with the Maharashtra Pollution Control Board and may also be seen at Website at <http://ec.maharashtra.gov.in>
- (xxvii) Project management should submit half yearly compliance reports in respect of the stipulated prior environment clearance terms and conditions in hard & soft copies to the MPCB & this department, on 1st June & 1st December of each calendar year.
- (xxviii) A copy of the clearance letter shall be sent by proponent to the concerned Municipal Corporation and the local NGO, if any, from whom suggestions/representations, if any, were received while processing the proposal. The clearance letter shall also be put on the website of the Company by the proponent.
- (xxix) The proponent shall upload the status of compliance of the stipulated EC conditions, including results of monitored data on their website and shall update the same periodically. It shall simultaneously be sent to the Regional Office of MoEF, the respective Zonal Office of CPCB and the SPCB. The criteria pollutant levels, namely, SPM, RSPM, SO₂, NOx (ambient levels as well as stack emissions) or critical sectoral parameters, indicated for the project shall be monitored and displayed at a convenient location near the main gate of the company in the public domain.
- (xxx) The project proponent shall also submit six monthly reports on the status of compliance of the stipulated EC conditions including results of monitored data (both in hard copies as well as by e-mail) to the respective Regional Office of MoEF, the respective Zonal Office of CPCB and the SPCB.
- (xxxi) The environmental statement for each financial year ending 31st March in Form-V as is mandated to be submitted by the project proponent to the concerned State Pollution Control Board as prescribed under the Environment (Protection) Rules, 1986, as amended subsequently, shall also be put on the website of the company along with the status of compliance of EC conditions and shall also be sent to the respective Regional Offices of MoEF by e-mail.

4. The environmental clearance is being issued without prejudice to the action initiated under EP Act or any court case pending in the court of law and it does not mean that project proponent has not violated any environmental laws in the past and whatever decision under EP Act or of the Hon'ble court will be binding on the project proponent. Hence this clearance does not give immunity to the

ANNEXURE-11

**ENVIRONMENTAL
AUDIT REPORT
FORM-V(2019-2020)**



Maharashtra Pollution Control Board

महाराष्ट्र प्रदूषण नियंत्रण मंडळ

FORM V

Environmental Audit Report for the financial Year ending the 31st March 2020

Unique Application Number

MPCB-ENVIRONMENT_STATEMENT-0000026993

Submitted Date

23-09-2020

Company Information

Company Name

IPCA LABORATORIES LIMITED

Application UAN number

0000018872

Address

H-4 , MIDC WALUJ, AURANGABAD

Plot no

-4

Taluka

GANGAPUR

Village

MIDC WALUJ

Capital Investment (In lakhs)

11433

Scale

LSI

City

AURANGABAD

Pincode

431136

Person Name

Mr. Hiren kumar shah

Designation

Vice president

Telephone Number

02406627521

Fax Number

02402564113

Email

hiren.shah@ipca.com

Region

SRO-Aurangabad I

Industry Category

Red

Industry Type

R58 Pharmaceuticals

Last Environmental statement submitted online

yes

Consent Number

0/BO/CAC-Cell/ UAN No.0000046112/5th
CAC-1811001360

Consent Issue Date

29/11/2018

Consent Valid Upto

30.4.2021

Product Information

Product Name	Consent Quantity	Actual Quantity	UOM
Anilino Compound	70	65.844	MT/A
BIM	10	Not Manufacturing	MT/A
Aceclofenac	10	9.902	MT/A
Propranolol HCL	30	Not Manufacturing	MT/A
Flumequine	30	29.99	MT/A
Hydrochlorothiazide	10	Not Manufacturing	MT/A
Pyrantel pamoate	60	59.17	MT/A
Famotidine	5	Not Manufacturing	MT/A
Triclabendazole	5	Not Manufacturing	MT/A
Metformin HCL	2375	2195.88	MT/A
Piperazine phosphate	30	29.568	MT/A
Oxantel pamoate	10	Not Manufacturing	MT/A
Metochlopramide HCL	20	Not Manufacturing	MT/A

Chlorothalidone	20	0.4405	MT/A
Allopuranol	25	Not Manufacturing	MT/A
Di-acid	10	2.47	MT/A
ROBO-7	20	0.01964	MT/A
PCBH	20	Not Manufacturing	MT/A
CLP-II/III	50	Not Manufacturing	MT/A
Lumefantrine/DBA	250	2.48	MT/A
3 APC	200	18.85	MT/A
Atenolol	300	162.32	MT/A
Metoprolol Tartarate	50	Not Manufacturing	MT/A
6-MNA	5	Not Manufacturing	MT/A

By-product Information

By Product Name	Consent Quantity	Actual Quantity	UOM
Aluminium Chloride	1500	NA	KL/A
Hydrochloric acid	800	NA	KL/A
Sulphuric acid	200	NA	KL/A
Sodium Chloride	500	NA	KL/A
Magnesium Chloride	3500	NA	KL/A

1) Water Consumption in m3/day

Water Consumption for Process	Consent Quantity in m3/day	Actual Quantity in m3/day
Cooling	360	149.75
Domestic	20	19.9
All others	45	45
Total	525	312.51

2) Effluent Generation in CMD / MLD

Particulars	Consent Quantity	Actual Quantity	UOM
Process	109	97.86	CMD
Domestic	14	13.9	CMD
Cooling	72	66	CMD
total	195	177.76	CMD

2) Product Wise Process Water

Consumption (cubic meter of process water per unit of product)

Name of Products (Production)	During the Previous financial Year	During the current Financial year	UOM
Anilino Compound	17.36 lit /kg	13.66 lit /kg	
BIM	not manufacturing	not manufacturing	
Aceclofenac	17.36 lit /kg	13.66 lit /kg	
Propranolol HCL	17.36 lit /kg	13.66 lit /kg	
Flumequine	17.36 lit /kg	13.66 lit /kg	
Hydrochlorothiazide	not manufacturing	not manufacturing	

Pyrantal pamoate	17.36 KL/MT	13.66 lit /kg
Famotidine	not manufacturing	not manufacturing
Triclabendazole	not manufacturing	not manufacturing
Metformin HCL	17.36 lit /kg	13.66 lit /kg
Piperaquine phosphate	17.36 lit /kg	13.66 lit /kg
Oxantel pamoate	17.36 lit /kg	13.66 lit /kg
Metochlopramide HCL	not manufacturing	not manufacturing
Chlorothalidone	17.36 lit /kg	13.66 lit /kg
Allopurinol	17.36 lit /kg	13.66 lit /kg
Di-acid	17.36 lit /kg	13.66 lit /kg
PROBO-7	17.36 lit /kg	13.66 lit /kg
PCBH	not manufacturing	not manufacturing
CLP-II/III	not manufacturing	not manufacturing
Lumefantrine/DBA	17.36 lit /kg	13.66 lit /kg
APC	17.36 lit /kg	13.66 lit /kg
Atenolol	17.36 lit /kg	13.66lit /kg
Metoprolol tartarate	not manufacturing	not manufacturing
6-MNA	not manufacturing	not manufacturing

3) Raw Material Consumption (Consumption of raw material per unit of product)

Name of Raw Materials	During the Previous financial Year	During the current Financial year	UOM
1. Anilino Compound	prod. 64860kg	qty. of prod. 65844kg	
i) 3,4,5 Trimethoxy Bezaldehyde (TMBA)	0.522	0.522	
ii) Aniline oil	0.277	0.277	
iii) Dimethyl Aminno propionitrite	0.417	0.417	
iv) Potassium hydroxide	0.037	0.037	
v) Sulphuric acid (98%)	0.287	0.287	
vi) Methanol	0.516	0.516	
vii) PEG-600	0.365	0.365	
viii) Methanol	0.387	0.387	
2. BIM	Not Manufactured	Not Manufactured	
3. Aceclofenac	Previous qty. of prod. 9391 kg	Current qty. of prod. 9902 kg	
i) Diclofenac sodium	0.9333	0.9333	
ii) Tetra butyl Ammonium bromide	0.0093	0.0093	
iii) Tertiary Butyl chloro acetate	0.5600	0.5600	Kg/Annum
iv) Formic acid (85%)	1.9373	1.9373	
v) Toluene	0.2656	0.2656	
vi) Toluene	0.6528	0.6528	
vii) Hyflow	0.0079	0.0079	
viii) Acetone	1.2492	1.2492	

4. Propranolol HCL	Not manufactured	Not manufactured
5. Flumequine	10090 Kg	2999 Kg
i) Ethoximethylenemelononic acid	0.984	0.984
ii) 6-FLURO Tetrahydroquinoline	0.703	0.703
iii) Poly phosphoric acid	1.477	1.477
iv) Caustic soda flakes	0.008	0.008
v) Methanol	0.939	0.939
vi) Toluene	0.108	0.108
6. Hydro chloro thiazide	Not manufactured	Not manufactured
7. Pyrantal Pamoate	previous QTY. Product 56500 Kg	Current QTY. Product 5917 Kg
i) Thiothen 2 aldehyde	0.3636	0.3636
ii) methyformate	0.3636	0.3636
iii) THP/UNDISTILLED (ND)	0.5195	0.5195
iv) Citric acid mono-hydrate	0.5818	0.5818
v) IPA	0.9737	0.9737
vi) pyrantal citrate	0.6897	0.6897
vii) Di-sodium pamoate	0.7448	0.7448
viii) Hypo super cell	0.0224	0.0224
ix) Sodium hydroxide flake/Caustic soda flakes	0.0431	0.0431
8. Famotidine	Not manufactured	Not manufactured
9. Tricla bendazol	Not manufactured	Not manufactured
10. Metformine HCL	previous QTY. Product 1341650 Kg	Current QTY. Product 219588 Kg
i) Dicyno diamide	0.5707	0.5707
ii) N,N Dimethyle amine hydro chloride	0.6620	0.6620
iii) N,N-Dimethyle aceta amide	0.0942	0.0942
iv) Methanol	0.2355	0.2355
v) Hyflow super cell	0.0020	0.0020
11. Piperaquine phosphate	previous QTY. Product 4466 Kg	Current QTY. Product 29568 Kg
i) Peperaazine anhydrous	1.1642	1.1642
ii) 4,7 Dichloro quino line for piperquine phosphate	0.8955	0.8955
iii) Hyflow	0.0299	0.0299
iv) Toluene	2.8672	2.8672
v) Methanol	1.0206	1.0206
vi) 1 Bromo 3 chloro propane	0.3879	0.3879
vii) Sodium carbonate	0.8485	0.8485
viii) Denatured spirit	1.6364	1.6364
ix) Phosphoric acid	0.6522	0.6522
i) 3 Hydroxy benzaldehyde	0.556	0.556
ii) Methyl Formate	0.556	0.556

iii) Tartaric acid	0.711	0.711
iv) THP DISTILLED	0.776	0.776
v) Methanol	0.316	0.316
vi) Oxantel tartarate	0.672	0.672
vii) Disodium pamoate	0.913	0.913
viii) celite 545	0.007	0.007
ix) Methanol (Partial cleaning)	0.053	0.053
13. Metachlopramide HCL	Not Manufactured	Not Manufactured`
14. Chlorethaldione	previous QTY. Product 5312 Kg	Current QTY. Product 4405 Kg
i) CPSP	1.1111	1.1111
ii) Hydrogen peroxide	0.6111	0.6111
iii) Caustic soda flakes	0.6946	0.6946
iv) Hyflow (celite 545)	0.0267	0.0267
v) Hydrochloric acid	1.7722	1.7722
vi) Methanol	1.8447	1.8447
vii) N- octanol	0.0014	0.0014
viii) Chlorothalidon purification II	1.3594	1.3594
ix) Chlorothalidone crude	0.8276	0.8276
x) Activated charcoal (BW-280)	0.1111	0.1111
i) 3 Amino pyrazole 4 carboxamide hemisuphate	1.4286	1.4286
ii) formamide (Density 1.133)	0.4173	0.4173
iii) Liquor ammonia	1.2625	1.2625
iv) Activated carbon(BW320)	0.0411	0.0411
v) Hyflow (Celite-545)	0.0143	0.0143
16. Di-Acid	previous QTY. Product 4827 Kg	Current QTY. Product 2470 Kg
i, P((Zpj)-C)	1.3158	1.3158
ii) Methanol	6.3158	6.3158
iii) Sulphuric acid (98%)	1.3316	1.3316
iv) Toluene	9.6967	9.6967
v) Sodium carbonate	0.0084	0.0084
vi) Trimethyl etherformate	1.1105	1.1105
vii) m Zinc dust	0.0560	0.0560
viii) Bromine	0.8553	0.8553
ix) Hyflow (Purified silicon celite 545)	0.0351	0.0351
x) Hydrochloric acid	0.0895	0.0895
xi) Sodium hydroxide flakes (Caustic soda flakes)	0.7237	0.7237
xii) Toluene (For partial cleaning)	0.3651	0.3651
17. 8- Amino (4-Phthalimido-1-methyl 1-butyl) 6-methoxy quiniline sulphate	previous QTY. Product 5595 Kg	Current QTY. Product 1964 Kg
i) ROBO -3	0.500	0.500

ii) ROBO -6 (4Bromo 1 pthalimido pentane)	1.500	1.500
iii) Trimethyle amine	0.580	0.580
iv) Sulphuric acid (CG)	0.460	0.460
v) Methanol	3.297	3.297
vi)Toluene	1.780	1.780
vii) Hydrochloric acid	0.383	0.383
.18.PCBH	Not Manufactured	Not Manufactured
19. CLP II/III	Not Manufactured	Not Manufactured
20. Lumefantrine/DBA	previous QTY. Product 40080 Kg	Current QTY. Product 2480 Kg
i) DBA	0.7273	0.7273
ii) P/chlorobenzaldehyde	0.2909	0.2909
iii)Sodium hydroxide flakes / caustic soda flakes	0.1455	0.1455
iv) Methylene chloride	0.1205	0.1205
v)Methanol	1.4454	1.4454
vi)Lumifantrine crude	1.2222	1.2222
vii) Hyflow super cell	0.0089	0.0089
viii) silica gel (230 400 MESH)	0.0444	0.0444
ix) Acetone	1.4972	1.4972
x)Methanol	0.1055	0.1055
20.DBA	NA	NA
i) 2 (2,7 dichloro 9 Fluorene 4 yl) oxirane	0.794	0.794
ii) N,N Dibutyle amine	0.232	0.232
iii) Acetone	0.720	0.720
iv) Isopropyle Alcohol	0.221	0.221
21. 3 APC	previous QTY. Product 5154 Kg	CurrentQTY. Product 1885 Kg
i) A	0.042	0.042
ii) 2 Cyano acetamide	0.541	0.541
iii) Trimethylarthaformate	1.059	1.059
iv) Morpholine	0.588	0.588
v) MCA (MV01A)	1.2333	1.2333
vi) Hydrazine hydrate	0.4467	0.4467
vii) Sulphuric acid	0.8000	0.8000
viii) Activated charcoal (-BW-280/MM-WC)	0.0333	0.0333
ix) Hyflow (Purified silicon celite 545) (Non DMF)	0.0067	0.0067
22. Atenolol	previous QTY. Product 174540 Kg	currentQTY. Product 16232 Kg
i) Para hydroxy phynyle acetaamide (ND)	0.469	0.469
ii) EPI chlorohydrine (EPH) charging 460.5	0.403	0.403
iii) Sodium Hydroxide flaked/ caustic soda flakes	0.066	0.066
iv) Mono isopropylamine	0.625	0.625

v) Activated charcoal BW 280/MN-WC	0.179	0.179
vi) Hydrochloric acid (CP Grade)	0.080	0.080
vii) Acetic acid	0.236	0.236
viii) Hyflow (Purified silicon celite 545)	0.096	0.096
ix) Methanol	0.353	0.353
x) Sodium Hydroxide Flakes/Caustic soda flakes	0.243	0.243
23. Metaprofol Tartar ate	Not Manufactured	Not Manufactured
24.6-MNA	Not Manufactured	Not Manufactured

4) Fuel Consumption

Fuel Name	Consent quantity	Actual Quantity	UOM
Coal	24 MT/D	16.839 MT/A	MT/A
Briquette	30 mt /d	3.020 MT/A (Green Fuel)	MT/A
HSD	400 lit /hr	142.85 lit /hr.	Ltr/Hr

Effluent discharged to environment/unit of output (Parameter as specified in the consent issued)

[A] Water

Pollutants Detail	Quantity of Pollutants discharged (kL/day)	Concentration of Pollutants discharged(Mg/Lit) Except PH,Temp,Colour	Percentage of variation from prescribed standards with reasons	Standard	Reason
	Quantity	Concentration	%variation		
flow	110	0	NA	0	NA
Oil & Grease	0.22	2.0	NA	10	NA
BOD	7.48	68	NA	100	NA
Suspended Solids	2.99	27.2	NA	100	NA
COD	19.36	176	NA	250	NA
Sulphide	00	00	NA	2.0	NA
Nitrate	0.407	3.7	NA	10	NA
Arsenic	00	00	NA	0.2	NA
Mercury	00	00	NA	0.01	NA
Zinc	00	00	NA	0.5	NA
Hexavalent Cr	00	00	NA	0.1	NA
Total Cr	00	00	NA	1.0	NA
Phenolics	00	00	NA	5.0	NA
Copper	00	00	NA	2.0	NA
Cyanide	00	00	NA	0.2	NA
Lead	00	00	NA	0.1	NA
Nickel	00	00	NA	2.0	NA

[B] Air (Stack)

Pollutants Detail	Quantity of Pollutants discharged (kL/day)	Concentration of Pollutants discharged(Mg/NM3)	Percentage of variation from prescribed standards with reasons	Standard	Reason
	Quantity	Concentration	%variation		
1. Boiler Stack	NA	NA	NA	NA	NA

i. Particulate Matter	61.4 mg/NM3	61.5 mg/NM3	NA	150 mg/NM3	NA
ii. Sulphur Dioxide	37.26 Kg/Day	7.97 Kg/Day	NA	50 PPM	NA
iii. Oxide of Nitrogen	24.33mg/NM3	19.6 mg/NM3	NA	50 PPM	NA
iv. Acid Mist	0.15	0.15	NA	35 mg/NM3	NA
2. DG Set 1000KVA	NA	NA	NA	NA	NA
i. Particulate Matter	46.65 mg/NM3	406.65 mg/NM3	NA	150 mg/NM3	NA
ii. Sulphur Dioxide	1.77 Kg/Day	1.77 Kg/Day	NA	50 PPM	NA
iii. Oxide of Nitrogen	31.5mg/NM3	31.5 mg/NM3	NA	50 PPM	NA
iv. Acid Mist	BDL	BDL	NA	35 mg/NM3	NA

HAZARDOUS WASTES

1) From Process

Hazardous Waste Type	Total During Previous Financial year	Total During Current Financial year	UOM
5.1 Used or spent oil	Not Genrated	Not Genrated	Ltr/A
28.1 Process Residue and wastes	352.01	405.46	MT/A
28.2 Spent catalyst	Not Genrated	Not Genrated	MT/A
28.3 Spent carbon	71.53	56.85	MT/A
28.5 Date-expired products	2182.02 kg	4.4466	
Other Hazardous Waste	(Spent Mother Liquor) Not Genrated	Not Genrated	KL/A
33.1 Empty barrels/containers/liners contaminated with hazardous chemicals /wastes	1018	1040	Nos./Y
35.2 Spent ion exchange resin containing toxic metals	0.700	0.600	MT/A
20.3 Distillation residues	98.51	18.78	MT/A
Other Hazardous Waste	(Spent Caustic) Not Genrated	Not Generated	MT/A
38.2 Spent acid	50	126.59 kl/A	

2) From Pollution Control Facilities

Hazardous Waste Type	Total During Previous Financial year	Total During Current Financial year	UOM
35.3 Chemical sludge from waste water treatment	214.48	506.83	MT/A
35.4 Oil and grease skimming	disposed with ETP sludge	disposed with ETP sludge	MT/A
Other Hazardous Waste	MEE Salt 125	124 .54	MT/A

SOLID WASTES

1) From Process

Non Hazardous Waste Type	Total During Previous Financial year	Total During Current Financial year	UOM
Packing Boxes	19179	19911	Kg/Annum
Paper waste	5000	5000	Kg/Annum
Cleaned Empty Drums	1033 Nos/Y	1040	Nos./Y
Plastic Bags	14481.51 Kg/A	18157	Kg/Annum
Cleaned plastic container	6903 Nos/Y	6900	Nos./Y
Non Hazardous Garbage	3.5 MT/A	4.5	MT/A
Coal Ash	350 MT/A	350	MT/A

2) From Pollution Control Facilities

Non Hazardous Waste Type	Total During Previous Financial year	Total During Current Financial year	UOM
NA	NA	NA	Kg
NA	NA	NA	Kg

3) Quantity Recycled or Re-utilized within the unit

Waste Type	Total During Previous Financial year	Total During Current Financial year	UOM
33.1 Empty barrels/containers/liners contaminated with hazardous chemicals /wastes	1033 Nos/Y Partially used for residue unloading, e packing & disposal/Remaining sale	1040 MTA Partially used for residue packing (unloading)unloading, packing & send to disposal at CHWTSDF	MT/A
38.2 Spent acid	50 Used in ETP for Neutralization	126.59 (Used in ETP for Neutralization	KL/A

Please specify the characteristics(in terms of concentration and quantum) of hazardous as well as solid wastes and indicate disposal practice adopted for both these categories of wastes.

4) Hazardous Waste

Type of Hazardous Waste Generated	Qty of Hazardous Waste	UOM	Concentration of Hazardous Waste
28.1 Process Residue and wastes	405.46	MT/A	PHYSICAL & CHEMICAL PARAMETERS
0	NA	MT/A	PH=6.39
0	NA	KL/A	H2O Content=81.86
0	NA	MT/A	Stability=stable
0	NA	MT/A	React with Water=No reaction
0	NA	MT/A	Flash Point=NA
0	NA	MT/A	Fire point=NA
0	NA	MT/A	LOD@150=0.3%ww
0	NA	MT/A	LOI@550=99.1%
0	NA	MT/A	Ash @850=0.2%
0	NA	MT/A	TOC=NA
0	NA	MT/A	Calorific value= 5665.3 cal/gm
0	NA	MT/A	Heavy Metals A,B,C & Sche. 1,2,
0	NA	MT/A	Lead=BDL
0	NA	MT/A	Chromium (III)=15.25 mg/kg
0	NA	MT/A	Copper=1.84 mg/kg
0	NA	MT/A	Nickel =1.81 mg/kg
0	NA	MT/A	Zinc=4.09
35.3 Chemical sludge from waste water treatment	506.83	MT/A	PHYSICAL & CHEMICAL PARAMETERS
0	NA	MT/A	PH=7.94
0	NA	MT/A	physical state = solid.
0	NA	MT/A	colour = grey
0	NA	MT/A	texture= solid
0	NA	MT/A	cv=598
0	NA	MT/A	cl- %=1.43

0	NA	MT/A s% = 1.25
0	NA	MT/A Ash % = 10.98
20.3 Distillation residues	18.78	MT/A physical & chemical parametrs.
0	NA	MT/A Physical parameter= liquid.
0	NA	MT/A colour = Brown.
0	NA	MT/A odour= strong
0	NA	MT/A pH= 4.56
0	NA	MT/A Cv = 3095.
0	NA	MT/A s%= 1.22
0	NA	MT/A cl-%= 1.92
28.3 Spent carbon	NA	MT/A physicalpara = solid
0	NA	MT/A colour = black.
0	NA	MT/A Odour = strong.
0	NA	MT/A texture = powder
0	NA	MT/A pH = 7.0
0	NA	MT/A CV= 4037.7
0	NA	MT/A CL-%= 2.06
0	NA	MT/A S % = 1.21
0	NA	MT/A Ash %= 3.18.
Other Hazardous Waste	MEE Salt (ATFD) Salt.124.54	MT/A physical & chemical parametrs.
0	NA	MT/A physical para = solid
0	NA	MT/A colour = Brown.
0	NA	MT/A pH= 6.0
0	NA	MT/A cv= 2788
0	NA	MT/A cl-%=7.33
0	NA	MT/A s%=1.23
0	NA	MT/A Ash % = 9.4

2) Solid Waste

Type of Solid Waste Generated	Qty of Solid Waste	UOM	Concentration of Solid Waste
Plastic Boxes	19911	Kg/Annum	NA
Paper Waste	5000	Kg/Annum	NA
Cleaned Empty Drums	1040	Kg/Annum	NA
Plastic Bags	18157	Kg/Annum	NA
Cleaned Plastic Containers	6900	Nos./Y	NA
Non-Hazardous Garbage	4.5	MT/A	NA
Coal Ash	350	MT/A	NA
NA	0	MT/A	NA

Impact of the pollution Control measures taken on conservation of natural resources and consequently on the cost of production.

Description	Reduction in Water Consumption (M3/day)	Reduction in Fuel & Solvent Consumption (KL/day)	Reduction in Raw Material (Kg)	Reduction in Power Consumption (KWH)	Capital Investment(in Lacs)	Reduction in Maintenance(in Lacs)
Water pollution	NA	NA	NA	NA	83.50	NA
Air pollution	NA	NA	NA	NA	4.50	NA
Solid/hazardous waste	NA	NA	NA	NA	75.30	NA
Green belt development	NA	NA	NA	NA	8.41	NA
Other- cleaning premises	NA	NA	NA	NA	19.22	NA
Safety	NA	NA	NA	NA	27.30	NA
Cultural programmer & CSR	NA	NA	NA	NA	2.0	NA

Additional measures/investment proposal for environmental protection abatement of pollution, prevention of pollution.

[A] Investment made during the period of Environmental Statement

Detail of measures for Environmental Protection

Detail of measures for Environmental Protection	Environmental Protection Measures	Capital Investment (Lacks)
Company has Already provided fulfill facility of Environmental Pollution Control System.	NA	NA

[B] Investment Proposed for next Year

Detail of measures for Environmental Protection	Environmental Protection Measures	Capital Investment (Lacks)
NA	NA	NA

Any other particulars in respect of environmental protection and abatement of pollution.

Particulars

The company is situated in the MIDC area of Waluj Aurangabad. At present, the industry is maintaining more than 33% acre of beautiful lawn & 3000 Nos. of trees & shrubs which play an important role in nature conservation. We are keen towards maintaining and developing the green belt in factory premises. We have made good efforts to control and keep the quality of effluent/emission within the prescribed standard by way of a) Good housekeeping so as not causing nuisance to surrounding. b) Recyclin

Name & Designation

M^r Hiren Kumar Shah, (.Vice president - Operation)

ANNEXURE-12

**HAZARDOUS WASTE ANNUAL
RETURN FORM
FORM-IV**

Form 4

See rules 6(5),13(8),16(6) and 20(2) of Hazardous and other wastes 2016

FORM FOR FILING ANNUAL RETURNS

[To be submitted to state pollution control board/pollution control committee by 30th June of every year for the preceeding period April to march]

Unique Application Number:

MPCB-HW_ANNUAL_RETURN-0000013824

Submitted On:

16-06-2020

Submitted for Year:

April 2019 to March 2020

1. Name of the generator/operator of facility

IPCA LABORATORIES LTD

Address of the unit/facility

PLOT NO. H-4 , MIDC AREA WALUJ

1b. Authorization Number**Date of issue****Date of validity of consent**

BO/CAC-Cell/UAN No.0000046112/5thCAC-1811001360 Nov 29, 2018

Apr 30, 2021

Name of the authorised person

Hiren Shah

Full address of authorised personIPCA LABORATORIES LTD, PLOT NO. H-4 , MIDC AREA WALUJ,
AURANGABAD**Telephone**

02406627521

Fax

912402564113

Email

hiren.shah@ipca.com

3.Production during the year (product wise), wherever applicable

Product Type *	Product Name *	Consented Quantity	Actual Quantity	UOM
Pharmaceuticals(excluding formulation)	Anilino Compound	70.00	65.844	MT/A
Pharmaceuticals(excluding formulation)	BIM	10.00	0	MT/A
Pharmaceuticals(excluding formulation)	Aceclofenac	10.00	9.902	MT/A
Pharmaceuticals(excluding formulation)	Propranolol HCL	30.00	0	MT/A
Pharmaceuticals(excluding formulation)	Flumequine	30.00	29.99	MT/A
Pharmaceuticals(excluding formulation)	Hydrochlorothiazide	10.00	0	MT/A
Pharmaceuticals(excluding formulation)	Pyrantel pamoate	60.00	59.17	MT/A
Pharmaceuticals(excluding formulation)	Famotidine	5.00	0	MT/A
Pharmaceuticals(excluding formulation)	Triclabendazol	5.00	0	MT/A
Pharmaceuticals(excluding formulation)	Metformin HCL	2375.00	2195.88	MT/A
Pharmaceuticals(excluding formulation)	Piperaquine phosphate	30.00	29.568	MT/A
Pharmaceuticals(excluding formulation)	Oxantel Pamoate	10.00	0	MT/A
Pharmaceuticals(excluding formulation)	Metochlopramide HCL	20.00	0	MT/A
Pharmaceuticals(excluding formulation)	Chlorthalidone	20.00	0.4405	MT/A
Pharmaceuticals(excluding formulation)	Allopurinol	25.00	0	MT/A
Pharmaceuticals(excluding formulation)	Di-acid	10.00	2.47	MT/A
Pharmaceuticals(excluding formulation)	ROBO 7	20.00	0.01964	MT/A
Pharmaceuticals(excluding formulation)	PCBH	20.00	0	MT/A
Pharmaceuticals(excluding formulation)	CLP-II/III	50.00	0	MT/A
Pharmaceuticals(excluding formulation)	Lumefantrine/DBA	250.00	2.48	MT/A
Pharmaceuticals(excluding formulation)	3APC	200.00	18.85	MT/A

Pharmaceuticals(excluding formulation)	Atenolol	300.00	162.32	MT/A
Pharmaceuticals(excluding formulation)	Metoprolol Tartrate	50.00	0	MT/A
Pharmaceuticals(excluding formulation)	6 MNA	5.00	0	MT/A

PART A: To be filled by hazardous waste generators

1. Total Quantity of waste generated category wise

Type of hazardous waste	Waste Name	Consented Quantity	Quantity	UOM
5.1 Used or spent oil	Spent oil/Used oil	2.50	0	MTA
28.1 Process Residue and wastes	Residues & wastes	462.00	405.46	MTA
28.2 Spent catalyst	Spent Catalyst	5.00	0	MTA
28.3 Spent carbon	spent Carbon	308.50	56.85	MTA
28.5 Date-expired products	Date Expired Product	5.00	4.44	MTA
28.6 Spent solvents	Spent Mother Liquor	240.00	0	MTA
28.6 Spent solvents	Spent Organic Solvent	500.00	0	MTA
33.1 Empty barrels/containers/liners contaminated with hazardous chemicals /wastes	Discarded container/Liners/barrels	1050.00	1040	numbers/anum
35.2 Spent ion exchange resin containing toxic metals	Spent ion Exchange ion	5.00	0.6	MTA
35.3 Chemical sludge from waste water treatment	Chemical Sludge from waste water treatment plant	512.00	506.83	MTA
35.4 Oil and grease skimming	Oil & Grease Skimming residue	2.00	0	MTA
36.1 Any process or distillation residue	distillation Residue	125.00	18.78	MTA
Other Hazardous Waste	Spent Caustic	200.00	0	MTA
38.2 Spent acid	Spent acid	400.00	126.59	MTA
37.3 Concentration or evaporation residues	MEE Salt	125.00	124.54	MTA
Other Hazardous Waste	E Waste	2.00	0.2	MTA

Quantity dispatched category wise.

Type of Waste	Quantity of waste	UOM	Dispatched to	Facility Name
5.1 Used or spent oil	0	MTA	0	NA
28.1 Process Residue and wastes	405.46	MTA	Disposal Facility	MEPL
28.2 Spent catalyst	0	MTA	0	NA
28.3 Spent carbon	56.85	MTA	Co-processors or pre-processor	Cement Plant
28.5 Date-expired products	4.44	MTA	Disposal Facility	MEPL
28.6 Spent solvents	0	MTA	0	Recovery (Spent Organic Solvent)
28.6 Spent solvents	0	MTA	0	
33.1 Empty barrels/containers/liners contaminated with hazardous chemicals /wastes	1040	numbers/anum	Disposal Facility	MEPL
35.2 Spent ion exchange resin containing toxic metals	0.6	MTA	Disposal Facility	MEPL
35.3 Chemical sludge from waste water treatment	506.3	MTA	Disposal Facility	MEPL

35.4 Oil and grease skimming	0	MTA	Disposal Facility	Disposal with ETP Sludge
36.1 Any process or distillation residue	18.78	MTA	Co-processors or pre-processor	Cement Plant
Other Hazardous Waste	0	MTA	0	NA (Spent Caustic)
38.2 Spent acid	126.59	MTA	Recycler or Actual user	sale to authorized party
37.3 Concentration or evaporation residues	124.54	MTA	Disposal Facility	MEPL
Other Hazardous Waste	0.2	MTA	Recycler or Actual user	sale to authorized party

3. Quantity Utilised in-house, If any

Type of Waste	Name of Waste	Quantity of Waste	UOM
	NA	0	KL/Anum

4. Quantity in storage at the end of the year

Type of Waste	Name of Waste	Quantity of Waste	UOM
	NA	0	KL/Anum

PART B: To be filled by Treatment, storage, and disposal facility operators

1. Total Quantity received UOM State Name
NA KL/Anum Other

2. Quantity in stock at the beginning of the year UOM
NA KL/Anum

3. Quantity treated UOM
NA KL/Anum

4. Quantity disposed in landfills as such and after treatment

Direct landfilling UOM
NA KL/Anum

Landfill after treatment UOM
NA KL/Anum

5. Quantity incinerated (if applicable) UOM
NA KL/Anum

6. Quantity processed other than specified above UOM
NA KL/Anum

7. Quantity in storage at the end of the year. UOM
NA KL/Anum

PART C: To be filled by recyclers or co-processors or other users

1. Quantity of waste received during the year

Waste Name/Category	Country Name	State Name	Quantity of waste received from domestic sources	Quantity of waste imported (if any)	Units
NA	India	Other	NA	NA	KL/Anum

2. Quantity in stock at the beginning of the year

Waste Name/Category	Quantity	UOM
NA	NA	KL/Anum

3. Quantity of waste recycled or co-processed or used

Name of Waste	Type of Waste	Quantity	UOM
---------------	---------------	----------	-----

NA	NA	NA	KL/Anum
4. Quantity of products dispatched (wherever applicable)			
Name of product	Quantity	UOM	
NA	NA	KL/Anum	
5. Total quantity of waste generated			
Waste name/category	quantity	UOM	
NA	NA	KL/Anum	
6. Total quantity of waste disposed			
Waste name/category	quantity	UOM	
NA	NA	KL/Anum	
7. Total quantity of waste re-exported (If Applicable)			
Waste name/category	quantity	UOM	
NA	NA	KL/Anum	
8. Quantity in storage at the end of the year			
Waste name/category	quantity	UOM	
NA	NA	KL/Anum	
Personal Details			
Place	Date	Designation	
AURANGABAD	2020-06-16	VICE PRESIDENT OPERATIONS	

ANNEXURE-13

VALID CTO COPY



Maharashtra Pollution Control Board
5ece010999513b24b0cae795

MAHARASHTRA POLLUTION CONTROL BOARD

Tel: 24010706/24010437
Fax: 24023516
Website: <http://mpcb.gov.in>
Email: cac-cell@mpcb.gov.in



Kalpataru Point, 2nd and
4th floor, Opp. Cine Planet
Cinema, Near Sion Circle,
Sion (E), Mumbai-400022

RED/L.S.I (R58)

No:- Format1.0/CAC/UAN No.0000087695/CO - 2005000687

Date: 27/05/2020

To,
M/s IPCA Laboratories Limited,
Plot No. H-4, MIDC Waluj, Tal. Gangapur,
Dist. Aurangabad - 431 136.

Sub: Grant of amendment in Consent to Operate for change in product-mix.

- Ref:**
1. Environment Clearance accorded by Env. Dept., GoM vide No. SEAC-2011/CR-152/TC-2 dtd. 17/04/2015.
 2. Previous Consent to Operate accorded by the Board vide No. Format 1.0/BO/CAC-Cell/UAN No. 0000046112/5th CAC-1811001360 dtd. 29/11/2018 valid up to 30/04/2021.
 3. Minutes of Technical Committee meeting held on 11/04/2020.
 4. Minutes of Consent Appraisal Committee meeting held on 23/04/2020.

Your application No.MPCB-CONSENT-0000087695 Dated 27.01.2020

For: grant of Consent to Operate under Section 26 of the Water (Prevention & Control of Pollution) Act, 1974 & under Section 21 of the Air (Prevention & Control of Pollution) Act, 1981 and Authorization under Rule 6 of the Hazardous & Other Wastes (Management & Transboundary Movement) Rules 2016 is considered and the Consent is hereby granted subject to the following terms and conditions and as detailed in the schedule I, II, III & IV annexed to this order:

1. **The consent to operate is granted for a period up to 30/04/2021**
2. **The capital investment of the project is Rs.118.76 Crs. (As per C.A Certificate submitted by industry Existing-Rs. 114.33 Crs + Expansion/Increase in C.I. - Rs. 4.43 Crs)**
3. **Consent is valid for the manufacture of:**

Sr No	Product	Maximum Quantity	UOM
Products			
1	Anilino Compound	70	MT/A
2	BIM	2	MT/A
3	Aceclofenac	43	MT/A
4	Propranolol HCl	15	MT/A
5	Flumequine	30	MT/A
6	Hydrochlorothiazide	1	MT/A
7	Pyrantel Pamoate	100	MT/A
8	Famotidine	5	MT/A



Maharashtra Pollution Control Board
5ece010999513b24b0cae795

Sr No	Product	Maximum Quantity	UOM
9	Triclabendazole	5	MT/A
10	Metformin HCL	2375	MT/A
11	Piperaquine Phosphate	30	MT/A
12	Oxantel Pamoate	10	MT/A
13	Metoclopramide HCL	2	MT/A
14	Chlorthalidone	10	MT/A
15	Allopurinol	25	MT/A
16	Di-Acid	10	MT/A
17	8-Amino(4-phthalamido-1methyl 1butyl)- 6-methoxyquinolinesulphate (ROBO-7)	10	MT/A
18	PCBH	5	MT/A
19	CLP-II	2	MT/A
20	Lumefantrine/ DBA	150	MT/A
21	3 APC	200	MT/A
22	Atenolol	300	MT/A
23	Metoprolol Tartrate	10	MT/A
24	6-MNA	5	MT/A
25	CPSP	25	MT/A
26	DBTO	5	MT/A
27	BCFI	120	MT/A
28	MV-1 HCL	50	MT/A
By Products			
29	Aluminium Chloride	900	KL/A
30	Hydrochloric Acid	585	KL/A
31	Sulphuric Acid	3748	KL/A
32	Sodium Chloride	790	KL/A
33	Magnesium Chloride	60	KL/A

4. Conditions under Water (P&CP), 1974 Act for discharge of effluent:

Sr No	Description	Permitted (in CMD)	Standards to	Disposal Path
1.	Trade effluent	180	As per Schedule-I	Recycle 100% to achieve ZLD
2.	Domestic effluent	14	As per Schedule-I	100% recycled for gardening in non-Monsoon season and for utility purposes in Monsoon season



Maharashtra Pollution Control Board
5ece010999513b24b0cae795

5. Conditions under Air (P& CP) Act, 1981 for air emissions:

Sr No.	Stack No.	Description of stack / source	Number of Stack	Standards to be achieved
1	S-1	Boiler-1 (6 TPH)	1	As per Schedule -II
2	S-2	Boiler-2 (6 TPH)	1	As per Schedule -II
3	S-3	DG Set (1000 KVA)	1	As per Schedule -II
4	S-4	DG Set (1010 KVA)	1	As per Schedule -II
5	S-5	Boiler Scrubbers	2	As per Schedule -II
6	S-6	HCl Scrubber	1	As per Schedule -II
7	S-7	Ammonia Scrubbers	2	As per Schedule -II

6. Non-Hazardous Wastes:

Sr No	Type of Waste	Quantity	UoM	Treatment	Disposal
1	Canteen Waste	50	Kg/Day	NA	Compost fertilizer for garden/ agriculture use
2	Packing Boxes	2000	Kg/M	NA	Sale to Auth. Vendor
3	Paper Waste	1000	Kg/M	NA	Sale to Auth. Vendor
4	Non-Hazardous Garbage	4	MT/A	NA	Sale to Auth. Vendor
5	Aluminum Scrap	25	MT/A	NA	Sale to Auth. Vendor
6	MS Iron Scrap	500	MT/A	NA	Sale to Auth. Vendor
7	Fly Ash	2000	MT/A	NA	Sale to Brick Manufacturer
8	Corrugated Boxes	20	MT/A	NA	Sale to Auth. Vendor
9	Wooden Box	10	MT/A	NA	Sale to Auth. Vendor
10	Cartridge Filter	4	MT/A	NA	Sale to Auth. Vendor
11	Filter Bags	10	MT/A	NA	Sale to Auth. Vendor
12	Coal Ash	2000	MT/A	NA	Sale to Brick Manufacturer
13	Briquette Ash	1000	MT/A	NA	Sale to Brick Manufacturer
14	Cleaned Empty Drums	10300	Nos./Y	NA	Sale to Auth. Party
15	Cleaned Plastic Containers	7000	Nos./Y	NA	Sale to Auth. Party
16	Empty Cleaned Carboys	10000	Nos./Y	NA	Sale to Auth. Party
17	Empty can 1 Ltrs to 5 LTrs	1000	Nos./Y	NA	Sale to Auth. Party
18	Empty Glass Bottles	5000	Nos./Y	NA	Sale to Auth. Vendor
19	Empty cleaned Drums	25000	Nos./Y	NA	Sale to Auth. Party
20	Plastics Sacks 25 Kg to 50 KG	50000	Nos./Y	NA	Sale to Auth. Vendor



Maharashtra Pollution Control Board
5ece010999513b24b0cae795

7. Conditions under Hazardous & Other Wastes (M & T M) Rules 2016 for treatment and disposal of hazardous waste:

Sr No	Category No./ Type	Quantity	UoM	Treatment	Disposal
1	5.1 Used or spent oil	2.5	MT/A	Recycle	Sale to Auth. Party/ CHWTSDF
2	28.1 Process Residue and wastes	462	MT/A	Recycle/ Incineration	Sale to Auth. Party/ Re-processor/ Pre-processor/ Co-processor/ Incineration at Cement Plant/ CHWTSDF
3	28.2 Spent catalyst	5	MT/A	Recycle/ Secured Landfill	Sale to Auth. Party/ CHWTSDF
4	28.3 Spent carbon	308.5	MT/A	Recycle/ Incineration	Sale to Auth. Party/ Re-processor/ Pre-processor/ Co-processor/ Incineration at Cement Plant/ CHWTSDF
5	28.5 Date-expired products	5	MT/A	Incineration	CHWTSDF
6	28.6 Spent Mother Liquor	240	MT/A	Recycle	Sale to Auth. Party/ Re-processor/ CHWTSDF
7	28.6 Spent Organic Solvent	634	MT/A	Recycle	Sale to Auth. Party/ Re-processor/ CHWTSDF
8	33.1 Empty barrels/containers/liners contaminated with hazardous chemicals /wastes	1100	Nos./Y	Recycle	Sale to Auth. Party after decontamination or at CHWTSDF
9	35.2 Spent ion exchange resin containing toxic metals	5	MT/A	Recycle/ Secured Landfill	Sale to Auth. Party/ CHWTSDF
10	35.3 Chemical sludge from waste water treatment	512	MT/A	Secured Landfill	CHWTSDF
11	35.4 Oil and grease skimming	2	MT/A	Incineration	CHWTSDF
12	36.1 Any process or distillation residue	948.5	MT/A	Recycle/ Secured Landfill/ Incineration	Sale to Auth. Party/ Re-processor/ Co-processor/ Incineration at Cement Plant/ CHWTSDF



Maharashtra Pollution Control Board
5ece010999513b24b0cae795

Sr No	Category No./ Type	Quantity	UoM	Treatment	Disposal
13	Spent Caustic	70	MT/A	Recycle/ Secured Landfill	Sale to Auth. Party/ CHWTSDF
14	Spent Acid	937	MT/A	Recycle/ Secured Landfill	Sale to Auth. Party/ CHWTSDF
15	37.3 MEE Salts	125	MT/A	Recycle/ Secured Landfill	Sale to Auth. Party/ CHWTSDF

8. **Conditions under Plastic Waste Management Rules, 2016 (Notification dtd. 18/03/2016):**

Sr No	Type of Waste	Quantity	UoM	Disposal Path
1	Plastic Waste, Plastic Bags & Polythene Mix	55.00	MT/A	Sale to Auth. Party/ Recycler

9. **Conditions under E-Waste Management:**

Sr No	Type of Waste	Quantity	UoM	Disposal Path
1	Electronic Waste	2.00	MT/A	Sale to Auth. E-waste Recycler/ Handler

- 10 The Board reserves the right to review, amend, suspend, revoke this consent and the same shall be binding on the industry.
- 11 This consent should not be construed as exemption from obtaining necessary NOC/ permission from any other Government authorities.
- 12 Industry shall dispose the by-product as Hazardous Waste and shall comply with the provision of HW Rules for sale/ disposal of by-products.
- 13 Industry shall ensure display/ upload of six monthly compliance monitoring report on their official website.
- 14 Industry shall comply the conditions imposed by CPCB vide letter No. CPCB/PPC-VII/CEPI/NGT/2019 dated 25/10/2019 for critically & severely polluted areas.
- 15 Industry shall comply with all the conditions stipulated in Environmental Clearance and shall amend the Environmental Clearance for inclusion of names of product with quantities.
- 16 Industry shall submit proximate analysis report of coal and briquette.
- 17 The applicant shall comply with the condition imposed in Environmental clearance issued vide no. SEAC-2011/CR-152/TC-2 dtd. 17/04/2015.
- 18 M/s Ipca Laboratories Ltd., Plot No. H-4, MIDC Waluj shall sign bi-lateral agreement with it's unit at Plot Nos. G4 to G-7, MIDC Waluj for joint responsibility of the treatment of their effluent. If M/s Ipca Laboratories Ltd., H-4, MIDC Waluj fails to treat their effluent then M/s Ipca Laboratories Ltd., G-4 to G-7, MIDC Waluj should make their own arrangement for the treatment of effluent. In case of non-compliance, both units will jointly & severally liable for the same and any legal obligation, action etc.
- 19 Industry should ensure that all the vehicles used to transport by-product to the vendor industry is fitted with web based GPS System to record the origin to destination position and shall monitor the compliance and submit monthly report in the Board.
- 20 Industry shall obtain affidavit from vendors stating that the by-products purchased is used as a raw material in their respective industries.
- 21 This Consent is issued subject to order passed or being passed by Hon'ble NGT in the Application No. 11(THC)/2013.



Maharashtra Pollution Control Board
5ece010999513b24b0cae795

- 22 The applicant shall operate and maintain existing Effluent Treatment Plant & Air Pollution Control System effectively so as to achieve Consented standards.
- 23 The applicant shall 100% recycle/ reuse treated trade effluent into process, cooling tower and for utility purposes so as to achieve Zero Liquid Discharge (ZLD).
- 24 The applicant shall make provision for operation & maintenance of online pH meter/ separate energy meter to pollution control devices.
- 25 The applicant shall ensure that online continuous monitoring data is connected to CPCB & MPCB Servers.
- 26 The applicant shall extend all existing Bank Guarantees towards O&M of pollution control systems and compliance of Consent conditions.
- 27 This Consent is issued with the overriding effect on earlier Consent No. Format 1.0/ BO/ CACCell/ UAN No. 0000046112/5th CAC-1811001360 dtd. 29.11.2018.

For and on behalf of the
Maharashtra Pollution Control Board.

(E. Ravendiran IAS),
Member Secretary

Received Consent fee of -

Sr.No	Amount(Rs.)	Transaction/DR.No.	Date	Transaction Type
1	712606.00			NEFT

Consent fees of Rs. 15,000/- is adjusted from balance amount of Rs. 19,669/- of previous Consent to Operate No. Format 1.0/ BO/ CACCell/ UAN No. 0000046112/5th CAC-1811001360 dtd. 29.11.2018. Remaining amount of Rs. 4,669/- will be considered at the time of next Consent application.

Copy to:

1. Regional Officer, MPCB, Aurangabad and Sub-Regional Officer, MPCB, Aurangabad
- They are directed to ensure the compliance of the consent conditions.
2. Chief Accounts Officer, MPCB, Sion, Mumbai
3. CC-CAC Desk- for record & website updating purpose.



Maharashtra Pollution Control Board

5ece010999513b24b0cae795

SCHEDULE-I

Terms & conditions for compliance of Water Pollution Control:

1. A) As per your application, you have segregated trade effluent into weak stream & strong stream and provided Effluent Treatment Plant (ETP) comprising of - (i) Strong COD/ TDS - 74 CMD effluent from process and 30 CMD RO reject - Treatment system comprising of Multi effect evaporator & ATFD. Condensate from MEE/ ATFD (125 CMD) is treated along with Low COD/TDS effluent in conventional ETP, and (ii) Low COD/ TDS - 106 CMD effluent - Treatment system having capacity of 231 CMD (after modification) as Primary, Secondary & Tertiary followed by Reverse Osmosis.

B) The Applicant shall operate the effluent treatment plant (ETP) to treat the trade effluent and recycle the entire treated effluent into the process for various purposes such as for cooling, process & Scrubbing so as to achieve Zero Liquid Discharge. There shall be no discharge on land or outside factory premises generated from this unit.

2. A) As per your application, you have provided Sewage Treatment Plant of designed capacity 50 CMD with MBBR technology for the treatment of 14 CMD of sewage.

B) The Applicant shall operate the sewage treatment system to treat the sewage so as to achieve the following standards.

1	BOD	Not to exceed	30 mg/l
2	SS	Not to exceed	100 mg/l

C) The treated sewage shall be 100% recycled for gardening in non-Monsoon season and for utility purposes in Monsoon season.

3. The Board reserves its rights to review plans, specifications or other data relating to plant setup for the treatment of waterworks for the purification thereof & the system for the disposal of sewage or trade effluent or in connection with the grant of any consent conditions. The Applicant shall obtain prior consent of the Board to take steps to establish the unit or establish any treatment and disposal system or an extension or addition thereto.
4. The industry shall ensure replacement of pollution control system or its parts after expiry of its expected life as defined by manufacturer so as to ensure the compliance of standards and safety of the operation thereof.
5. The Applicant shall comply with the provisions of the Water (Prevention & Control of Pollution) Act, 1974 and as amended, by installing water meters and other provisions as contained in the said act:

Sr. No.	Purpose for water consumed	Water consumption quantity (CMD)
1.	Industrial Cooling, spraying in mine pits or boiler feed	360.00
2.	Domestic purpose	20.00
3.	Processing whereby water gets polluted & pollutants are easily biodegradable	99.00
4.	Processing whereby water gets polluted & pollutants are not easily biodegradable and are toxic	0.00



Maharashtra Pollution Control Board
5ece010999513b24b0cae795

Sr. No.	Purpose for water consumed	Water consumption quantity (CMD)
5.	Gardening	45

6. The Applicant shall provide Specific Water Pollution control system as per the conditions of EP Act, 1986 and rule made there under from time to time/ Environmental Clearance/ CREP guidelines.
7. The applicant shall adopt use of high-pressure hoses for equipment cleaning to reduce waste water generation





Maharashtra Pollution Control Board

5ece010999513b24b0cae795

SCHEDULE-II

Terms & conditions for compliance of Air Pollution Control:

- As per your application, you have provided the Air pollution control (APC) system and erected following stack (s) to observe the following fuel pattern:

Stack No.	Stack Attached To	APC System	Height in Mtrs.	Type of Fuel	Quantity & UoM	S%	SO ₂ (kg/day)
S-1	Boiler-I (6 TPH)	Cyclone Separator, Dust Collector, Wet Scrubber-1	40	Coal/Briquette	24MT/Day	0.50	240.00
S-2	Boiler-II (6 TPH)	Cyclone Separator, Dust Collector, Wet Scrubber-2	36		30MT/Day	0.50	300.00
S-3	DG Set (1000 KVA)	Acoustic Enclosure/ Stack-1	6.5	HSD	400Ltr/Hr	1.00	96.00
S-4	DG Set (1010 KVA)	Acoustic Enclosure/ Stack-2				1.00	96.00
S-5	Boiler Scrubbers (2 Nos.)	Alkali Scrubber	3 each	--	--	--	--
S-6	HCl Scrubber	Alkali Scrubber	3	--	--	--	--
S-7	Ammonia Scrubbers (2 Nos.)	Wet Scrubber	3 each	--	--	--	--

- The Applicant shall provide Specific Air Pollution control equipments as per the conditions of EP Act, 1986 and rule made there under from time to time/ Environmental Clearance / CREP guidelines.
- The applicant shall operate and maintain above mentioned air pollution control system, so as to achieve the level of pollutants to the following standards:

Parameters	Standards	
Total Particulate Matter	Not to exceed	150 mg/Nm ³
SO ₂ (Process)	Not to exceed	50 ppm
NO _x (Process)	Not to exceed	50 ppm
Acid Mist/ HCl	Not to exceed	35 mg/Nm ³

- The Applicant shall obtain necessary prior permission for providing additional control equipment with necessary specifications and operation thereof or alteration or replacement/alteration well before its life come to an end or erection of new pollution control equipment.



Maharashtra Pollution Control Board
5ece010999513b24b0cae795

5. The Board reserves its rights to vary all or any of the condition in the consent, if due to any technological improvement or otherwise such variation (including the change of any control equipment, other in whole or in part is necessary).
6. Solvent Management shall be carried out as follows:
 - a. Reactors shall be connected to Chilled Brine Condenser system
 - b. Reactors and solvent handling pumps shall have mechanical seals to prevent the leakages.
 - c. The condensers shall be provided with adequate Heat transfer area (HTA) and residence time so as to achieve more than 95% overall recovery
 - d. Solvents shall be stored in a separate space specified with all safety measures.
 - e. Proper earthing shall be provided in all the equipment's, wherever solvent handling is done.
 - f. Entire plant shall be flame proof. The solvent storage tanks shall be provided with breather valve to prevent losses.
 - g. All the solvent storage tanks shall be connected with vent condensers with chilled Brine circulation.
 - h. Fugitive emissions shall be controlled at 99.95% with effective chillers.
 - i. Solvent transfer shall be through pump.
 - j. Metering and control of quantities of active ingredients to minimize wastes.
 - k. Use of automatic filling to minimize spillage.
 - l. Use of close feed system into batch reactors.
 - m. Venting equipment through vapour recovery system.



Maharashtra Pollution Control Board
5ece010999513b24b0cae795

SCHEDULE-III
Details of Bank Guarantees:

Sr. No	Consent (C2E/C2O/C2R)	Amt of BG Imposed	Submission Period	Purpose of BG	Compliance Period	Validity Date
1	C2O (Amended)	1000000	Existing	Towards O & M of pollution control system & compliance of consent to operate	30.04.2021	31.08.2021
2	C2O (Amended)	400000	Existing	Towards ensuring that By-product transporting Vehicle is fitted with GPS System & obtaining Affidavit from the Vendors that by-product purchased is used as a raw material in their respective industry.	30.04.2021	31.08.2021

**Existing BG obtained for above purpose if any, may be extended for period of validity as above.

BG Forfeiture History

Srno.	Consent (C2E/C2O/C2R)	Amount of BG Imposed	Submission Period	Purpose of BG	Amount of BG Forfeiture	Reason of BG Forfeiture
NA						

BG Return details

Srno.	Consent (C2E/C2O/C2R)	BG imposed	Purpose of BG	Amount of BG Returned
NA				



Maharashtra Pollution Control Board

5ece010999513b24b0cae795

SCHEDULE-IV General Conditions:

1. The waste generator shall -
 - a) take steps to minimize generation of plastic waste and segregate plastic waste at source in accordance with the Solid Waste Management Rules, 2016 or as amended from time to time.
 - b) not litter the plastic waste and ensure segregated storage of waste at source and handover segregated waste to urban local body or gram panchayat or agencies appointed by them or registered waste pickers', registered recyclers or waste collection agencies;
2. All institutional generators of plastic waste, shall segregate and store the waste generated by them in accordance with the Solid Waste Management Rules, 2016 amendment from time to time and handover segregated wastes to authorized waste processing or disposal facilities or deposition centers either on its own or through the authorized waste collection agency.
3. All waste generators shall pay such user fee or charge as may be specified in the byelaws of the local bodies for plastic waste management such as waste collection or operation of the facility thereof, etc.;
4. Every person responsible for organizing an event in open space, which involves service of food stuff in plastic or multilayered packaging shall segregate and manage the waste generated during such events in accordance with the Solid Waste Management Rules, 2016 amendment from time to time.
5. Consumers or bulk consumers of electrical and electronic equipment listed in Schedule I shall ensure that e-waste generated by them is channelised through collection centre or dealer of authorised producer or dismantler or recycler or through the designated take back service provider of the producer to authorised dismantler or recycler
6. Bulk consumers of electrical and electronic equipment listed in Schedule I shall maintain records of e-waste generated by them in Form-2 and make such records available for scrutiny by the concerned State Pollution Control Board
7. Consumers or bulk consumers of electrical and electronic equipment listed in Schedule I shall ensure that such end-of-life electrical and electronic equipment are not admixed with e-waste containing radioactive material as covered under the provisions of the Atomic Energy Act, 1962 (33 of 1962) and rules made there under;
8. Bulk consumers of electrical and electronic equipment listed in Schedule I shall file annual returns in Form-3, to the concerned State Pollution Control Board on or before the 30th day of June following the financial year to which that return relates. In case of the bulk consumer with multiple offices in a State, one annual return combining information from all the offices shall be filed to the concerned State Pollution Control Board on or before the 30th day of June following the financial year to which that return relates.
9. The Energy source for lighting purpose shall preferably be LED based
10. The PP shall harvest rainwater from roof tops of the buildings and storm water drains to recharge the ground water and utilize the same for different industrial applications within the plant
11. Conditions for D.G. Set
 - a) Noise from the D.G. Set should be controlled by providing an acoustic enclosure or by treating the room acoustically.
 - b) Industry should provide acoustic enclosure for control of noise. The acoustic enclosure/ acoustic treatment of the room should be designed for minimum 25 dB (A) insertion loss or for meeting the ambient noise standards, whichever is on higher side. A suitable exhaust muffler with insertion loss of 25 dB (A) shall also be provided. The measurement of insertion loss will be done at different points at 0.5 meters from acoustic enclosure/room and then average.



Maharashtra Pollution Control Board
5ece010999513b24b0cae795

- c) Industry should make efforts to bring down noise level due to DG set, outside industrial premises, within ambient noise requirements by proper siting and control measures.
 - d) Installation of DG Set must be strictly in compliance with recommendations of DG Set manufacturer.
 - e) A proper routine and preventive maintenance procedure for DG set should be set and followed in consultation with the DG manufacturer which would help to prevent noise levels of DG set from deteriorating with use.
 - f) D.G. Set shall be operated only in case of power failure.
 - g) The applicant should not cause any nuisance in the surrounding area due to operation of D.G. Set.
 - h) The applicant shall comply with the notification of MoEFCC, India on Environment (Protection) second Amendment Rules vide GSR 371(E) dated 17.05.2002 and its amendments regarding noise limit for generator sets run with diesel.
12. The applicant shall maintain good housekeeping.
 13. The non-hazardous solid waste arising in the factory premises, sweepings, etc. be disposed of scientifically so as not to cause any nuisance / pollution. The applicant shall take necessary permissions from civic authorities for disposal of solid waste.
 14. The applicant shall not change or alter the quantity, quality, the rate of discharge, temperature or the mode of the effluent/emissions or hazardous wastes or control equipments provided for without previous written permission of the Board. The industry will not carry out any activity, for which this consent has not been granted/without prior consent of the Board.
 15. The industry shall ensure that fugitive emissions from the activity are controlled so as to maintain clean and safe environment in and around the factory premises.
 16. The industry shall submit quarterly statement in respect of industries obligation towards consent and pollution control compliance's duly supported with documentary evidences (format can downloaded from MPCB official site).
 17. The industry shall submit official e-mail address and any change will be duly informed to the MPCB.
 18. The industry shall achieve the National Ambient Air Quality standards prescribed vide Government of India, Notification No. B-29016/20/90/PCI-L dated. 18.11.2009 as amended.
 19. The Board reserves its rights to review plans, specifications or other data relating to plant setup for the treatment of waterworks for the purification thereof & the system for the disposal of sewage or trade effluent or in connection with the grant of any consent conditions. The Applicant shall obtain prior consent of the Board to take steps to establish the unit or establish any treatment and disposal system or an extension or addition thereto.
 20. The industry shall ensure replacement of pollution control system or its parts after expiry of its expected life as defined by manufacturer so as to ensure the compliance of standards and safety of the operation thereof.
 21. The PP shall provide personal protection equipment as per norms of Factory Act
 22. Industry should monitor effluent quality, stack emissions and ambient air quality monthly/quarterly.
 23. Whenever due to any accident or other unforeseen act or even, such emissions occur or is apprehended to occur in excess of standards laid down, such information shall be forthwith Reported to Board, concerned Police Station, office of Directorate of Health Services, Department of Explosives, Inspectorate of Factories and Local Body. In case of failure of pollution control equipments, the production process connected to it shall be stopped.
 24. The applicant shall provide an alternate electric power source sufficient to operate all pollution control facilities installed to maintain compliance with the terms and conditions of the consent. In the absence, the applicant shall stop, reduce or otherwise, control production to abide by terms and conditions of this consent.



Maharashtra Pollution Control Board


5ece010999513b24b0cae795

25. The industry shall recycle/reprocess/reuse/recover Hazardous Waste as per the provision contain in the Hazardous and Other Wastes (M & TM) Rules 2016, which can be recycled /processed /reused /recovered and only waste which has to be incinerated shall go to incineration and waste which can be used for land filling and cannot be recycled/reprocessed etc. should go for that purpose, in order to reduce load on incineration and landfill site/environment.
26. An inspection book shall be opened and made available to the Board's officers during their visit to the applicant.
27. Industry shall strictly comply with the Water (P&CP) Act, 1974, Air (P&CP) Act, 1981 and Environmental Protection Act, 1986 and industry specific standard under EP Rules 1986 which are available on MPCB website (www.mpcb.gov.in).
28. Separate drainage system shall be provided for collection of trade and sewage effluents. Terminal manholes shall be provided at the end of the collection system with arrangement for measuring the flow. No effluent shall be admitted in the pipes/sewers downstream of the terminal manholes. No effluent shall find its way other than in designed and provided collection system.
29. Neither storm water nor discharge from other premises shall be allowed to mix with the effluents from the factory.
30. The industry should not cause any nuisance in surrounding area.
31. The industry shall take adequate measures for control of noise levels from its own sources within the premises so as to maintain ambient air quality standard in respect of noise to less than 75 dB (A) during day time and 70 dB (A) during night time. Day time is reckoned in between 6 a.m. and 10 p.m. and night time is reckoned between 10 p.m. and 6 a.m.
32. The industry shall create the Environmental Cell by appointing an Environmental Engineer, Chemist and Agriculture expert for looking after day to day activities related to Environment and irrigation field where treated effluent is used for irrigation.
33. The applicant shall provide ports in the chimney/(s) and facilities such as ladder, platform etc. for monitoring the air emissions and the same shall be open for inspection to/and for use of the Board's Staff. The chimney(s) vents attached to various sources of emission shall be designated by numbers such as S-1, S-2, etc. and these shall be painted/ displayed to facilitate identification.
34. The industry should comply with the Hazardous and Other Wastes (M & TM) Rules, 2016 and submit the Annual Returns as per Rule 6(5) & 20(2) of Hazardous and Other Wastes (M & TM) Rules, 2016 for the preceding year April to March in Form-IV by 30th June of every year.
35. The applicant shall install a separate meter showing the consumption of energy for operation of domestic and industrial effluent treatment plants and air pollution control system. A register showing consumption of chemicals used for treatment shall be maintained.
36. The applicant shall bring minimum 33% of the available open land under green coverage/ plantation. The applicant shall submit a yearly statement by 30th September every year on available open plot area, number of trees surviving as on 31st March of the year and number of trees planted by September end.
37. The Board reserves its rights to review plans, specifications or other data relating to plant setup for the treatment of waterworks for the purification thereof & the system for the disposal of sewage or trade effluent or in connection with the grant of any consent conditions.



Maharashtra Pollution Control Board
5ece010999513b24b0cae795

38. The firm shall submit to this office, the 30th day of September every year, the Environment Statement Report for the financial year ending 31st March in the prescribed FORM-V as per the provisions of Rule 14 of the Environment (Protection) (second Amendment) Rules, 1992.
39. The Applicant shall obtain necessary prior permission for providing additional control equipment with necessary specifications and operation thereof or alteration or replacement/alteration well before its life come to an end or erection of new pollution control equipment.
40. The Board reserves its rights to vary all or any of the condition in the consent, if due to any technological improvement or otherwise such variation (including the change of any control equipment, other in whole or in part is necessary).
41. The applicant shall provide facility for collection of environmental samples and samples of trade and sewage effluents, air emissions and hazardous waste to the Board staff at the terminal or designated points and shall pay to the Board for the services rendered in this behalf.



ANNEXURE-14

PHOTOGRAPHS OF CSR ACTIVITY

दिनांक :

जिल्हा परिविक्षा आणि अनुरक्षण संघटना संचालित

(कै.शेट मोहनलाल कन्हैयालाल अग्रवाल)

निरीक्षण गृह / बालगृह

संगणक संच हस्तांतरण कार्यक्रम

ईप्का लॅबोरेटरीज लि.औरंगाबाद

CSR ACTIVITY 2020-21





CSR activity at Unit -I from Oct 2020 till March -21


1) Donated fund of Rs 74,300 on 19.10.2020 to Dist. Probation & After care Association (Govt. Run Juvenile Observation home) for buying Sound System & Computer for their Centre.

ANNEXURE-15

PHOTOGRAPHS OF ETP/MEE/RO PLANT







BIO REACTOR

SECONDARY CLARIFIER-1

